

## 2024, HİTİT BİLGİSAYAR HİZMETLERİ A.Ş. GHG Protocol Greenhouse Gas Inventory Report

This report provides essential information and guidance to support the verification of greenhouse gas inventories. It is compliant with the GHG Protocol standard and is customized by facility, timeframe, scope and subcategories selected.

### AUDIT READY REPORT

Reported by	Hülya Yıldırım
Standard	GHG Protocol
Scope	Custom
Facility	The Netherlands Office, Hitit Ankara Office, Pakistan Office, Hitit Headquarter, Hitit Turkey Office, Hitit SAAS
Period	2024-01-01 - 2024-12-31
Creation Date	2026-05-07 08:46 (UTC)
Description	

#### About Carbondeck:

Carbondeck is dedicated to helping businesses achieve their sustainability goals through accurate and insightful carbon emission tracking and analysis. Visit our website [www.carbondeck.io](http://www.carbondeck.io) to learn more about our services and solutions.

## Table of Contents

<b>1. Introduction &amp; Scope</b> .....	1
1.1 Introduction .....	1
1.2 Scope .....	1
<b>2. Company Information</b> .....	1
2.1 About The Company .....	1
2.2 Other Company Information .....	1
<b>3. Roles and Responsibilities</b> .....	2
<b>4. Organizational and Operational Boundaries</b> .....	2
4.1 Organizational Boundaries .....	2
4.2 Operational Boundaries .....	3
<b>5. Greenhouse Gas Calculation Methodology</b> .....	3
<b>6. Summary of Results</b> .....	6
<b>7. Calculation Table</b> .....	7
<b>8. Properties of Fuel</b> .....	47
<b>9. Uncertainty Table</b> .....	48
<b>10. Emission Factors Table</b> .....	52
<b>11. ANNEX-1: Emission Calculation and Uncertainty Assessment Methodology</b> .....	55
<b>12. References</b> .....	60



## 1. INTRODUCTION & SCOPE

### 1.1 INTRODUCTION

This Greenhouse Gas (GHG) Inventory Report has been prepared in accordance with the **Greenhouse Gas Protocol Corporate Accounting and Reporting Standard (Revised Edition)**. Developed by the World Resources Institute (WRI) and the World Business Council for Sustainable Development (WBCSD), this standard provides a comprehensive framework for quantifying and reporting greenhouse gas emissions at the corporate level. The purpose of this report is to present a detailed and transparent account of our organization's GHG emissions, adhering to the methodologies and guidelines established by the GHG Protocol. This report serves as a tool for internal management and external stakeholders to evaluate our GHG performance and monitor progress towards our emissions reduction objectives.

### 1.2 SCOPE

This report covers the GHG emissions and removals for **HİTİT BİLGİSAYAR HİZMETLERİ A.Ş.** for the period from **2024-01-01** to **2024-12-31**. The report includes organizational boundaries, operational boundaries (Scope 1, Scope 2 and Scope 3 emissions), base year selection, and geographic coverage.



## 2. COMPANY INFORMATION

### 2.1 ABOUT THE COMPANY

### 2.2 OTHER COMPANY INFORMATION




Address	Reşitpaşa Mah. Katar Cad. No:4/1 Arı Teknokent 2 İç Kapı No:601 34469
City	Istanbul
Country	Turkiye
Industry	Services
Turnover	34,238,396 USD
Employee Count	452



### 3. ROLES AND RESPONSIBILITIES

This section includes overall and specific responsibilities for preparing and producing the report.

**Table: Team Members Facilities and Their Roles**

Team Member	Facility	Responsibility
 Şevval Kurtuluş	All Facilities	Project Manager
 Türkan Kartal	All Facilities	Project Manager
 Hülya Yıldırım	All Facilities	Project Manager
 Sevgi Karaman	All Facilities	Project Manager

**Platform Manager → GHG Officer(s) (GHGO)/ GHG Manager (GHGM):**

Responsibilities include coordinating the management system of the GHG emissions inventory and overseeing other officers and monitoring appropriate actions. Also, responsible for coordinating the verification and audit process.

**Project Manager → Data Collection Officer (DCO)/ Data Collection Manager (DCM):**

Responsibilities include, managing, and recording all data used to estimate the greenhouse gas emissions inventory ensuring that all data reported is complete and complies with the specified data collection standards and quality assurance procedures; and confirming that all data collection standards and quality assurance procedures; and confirming that all data collection procedures in this document comply with the relevant standards.

**Product Specialist → Compliance Officer (CO)/ Data Collection Officer (DCO):**

Responsibilities include ensuring that the emissions inventory model complies with the methodologies described in this document.



### 4. ORGANIZATIONAL AND OPERATIONAL BOUNDARIES

#### 4.1 ORGANIZATIONAL BOUNDARIES

## Organizational Boundaries - Consolidation

The organizational boundaries of this report have been established based on the operational control approach, ensuring that all relevant GHG emission sources within the operational control of HİTİT BİLGİSAYAR HİZMETLERİ A.Ş. are included.

## Facilities and Address Information

Facility name	Type	Country	City	Address
The Netherlands Office	Office	Netherlands	SchipolRijk	Amsterdam Schiphol Airport The Base B Building, Evert van de Beekstraat 1 1118CL Schiphol, The Netherlands
Hitit Ankara Office	Office	Turkiye	Polatli	Kızılırmak Mh. Dumlupınar Bulvarı 9/ A No:292 Çankaya/ ANKARA
Pakistan Office	Office	Pakistan	Karachi	The Forum Khayaban-e-Jami Clifton, Karachi Pakistan
Hitit Headquarter	Headquarter	Turkiye	Istanbul	Reşitpaşa Mah. Katar Cad. No:4/1 Arı Teknokent 2 İç Kapı No:601 34469
Hitit Turkey Office	Office	Turkiye	Istanbul	Reşitpaşa, 34467 Sarıyer/İstanbul
Hitit SAAS	Office	Turkiye	Istanbul	Halaskargazi Mah. Halaskargazi Cad.No:38-66E İç Kapı No:215 ŞİŞLİ /İSTANBUL

## 4.2 OPERATIONAL BOUNDARIES

The inventory accounts for direct (Scope 1) GHG emissions, indirect (Scope 2) GHG emissions, selected Scope 3 emissions relevant to our operations. Specifically;

### Scope 1

Direct emissions from sources owned or controlled by the organization, including but not limited to fuel combustion in company-owned vehicles and stationary sources, process emissions, and fugitive emissions.

### Scope 2

Indirect emissions from the generation of purchased electricity, steam, heating, and cooling consumed by the organization.

### Scope 3

Purchased Goods and Services, Capital Goods, Fuel and Energy Related Activities, Upstream Transportation and Distribution, Waste Generated in Operations, Business Travel, Employee Commuting and Use of Sold Products.



## 5. GREENHOUSE GAS CALCULATION METHODOLOGY

### **Applied Standard**

The inventory report is prepared in accordance with the Greenhouse Gas Protocol Corporate Accounting and Reporting Standard (Revised Edition), developed by the World Resources Institute (WRI) and the World Business Council for Sustainable Development (WBCSD). This standard provides a comprehensive framework for organizations to measure and report their greenhouse gas emissions and removals at the corporate level.

### **Allocations**

No data allocation has been made.

### **Carbon Emission from Biomass Burning**

None

### **Procedure**

Presented in the company's Greenhouse Gas Emission Determination and Evaluation Procedure.

#### **2.1 General Procedure**

1. At the beginning of each reporting year, task distribution and job descriptions are made by the Platform Manager.
2. This document is recorded and implemented by the Product Manager.
3. The training needs of Product Managers and Product Specialists are checked by the Platform Manager and, if necessary, external GHG training is procured.
4. Training for first-time appointees is completed by Product Managers in the first month of the reporting year.
5. The procedures outlined in this document are followed precisely when preparing the Greenhouse Gas Inventory Report.
6. Greenhouse Gas Inventory reporting and calculation are performed by the Product Manager, who selects the appropriate ISO 14064-1 and GHG Protocol standards for the calculation.
7. Platform and Product Managers review, and update emission factors and other model parameters as needed for GHG Inventory reporting and calculation.
8. The data required for Greenhouse Gas Inventory reporting and calculation is collected by the Product Specialist. After the data is collected, it is used in greenhouse gas calculations.
9. All measurements belonging to the factory are checked regularly by the Product Specialist. The checks are updated by recording them in the measurement tracking table.
10. The emissions inventory is created by the Product Manager using the calculation procedures described in this document.
11. Results are documented and all relevant information is recorded.
12. The accuracy of the greenhouse gas emission calculations and the prepared Greenhouse Gas Inventory report is checked each year by the Product Manager through internal audits.
13. The methodology used for selecting Emission Factors is specified in the Greenhouse Gas Inventory Report.
14. Based on the results of the greenhouse gas emissions calculation, deficiencies and areas for improvement are identified, and necessary actions are taken to enhance the processes. All processes are reviewed annually through internal audits.

### **Calculation Method**

Presented in calculation table.

### Applied Global Warming Potential

GWP values used in the calculation, as well as their source. If the GWP values are not taken from the latest IPCC report, include the emissions factors or the database reference used in the calculation, as well as their source. IPCC's AR methods are presented below. The AR methods utilized in calculation are presented in calculation table.

	CO <sub>2</sub>	CH <sub>4</sub>	N <sub>2</sub> O
AR4	1	25	298
AR5	1	28	265
AR6	1	27.9	273

### Calculation Formula

$$\text{Greenhouse Gas Emission Amount (CO}_2\text{e)} = \text{Consumption Amount} \times \text{Emission Factor}$$

### Summary of methods for calculating emissions from purchased goods and services

The calculation method used in this report to calculate emissions from purchased goods and services is in line with the GHG Protocol's [spend-based/average-data] method.

- **Average-data method** – estimates emissions for goods and services by collecting data on the mass (e.g., kilograms or pounds), or other relevant units of goods or services purchased and multiplying by the relevant secondary (e.g., industry average) emission factors (e.g., average emissions per unit of good or service).
- **Spend-based method** – estimates emissions for goods and services by collecting data on the economic value of goods and services purchased and multiplying it by relevant secondary (e.g., industry average) emission factors (e.g., average emissions per monetary value of goods).

### Reporting Method

The greenhouse gas inventory was developed in accordance with the GHG Protocol Corporate Accounting and Reporting Standard. Data collection and calculation methods are based on the methodologies provided by the **Intergovernmental Panel on Climate Change (IPCC) Guidelines for National Greenhouse Gas Inventories**.

To ensure the accuracy and reliability of our GHG emissions data, we have utilized a tiered approach similar to the one outlined by the IPCC.

The tiers represent different levels of methodological complexity and data accuracy:

- **Tier 1:** Basic methods using default emission factors and generalized activity data, representing the lowest level of data quality.
- **Tier 2:** Intermediate methods utilizing country-specific or technology-specific emission factors and more detailed activity data relevant to our operations.
- **Tier 3:** Advanced methods involving direct measurements, continuous emissions monitoring systems, and organization-specific emission factors, providing the highest level of data quality.

### Prioritization Analysis

In this report, in scope 1, fugitive emissions from fire extinguishers and refrigerants have been excluded from the scope due to the complexity of data collection and their anticipated minor contribution relative to other emission sources.

Additionally, the Scope 3 categories listed below have been excluded due to the complexity of data collection and their limited relevance to the firm's operations.

- **3.8** Upstream Leased Assets
- **3.9** Downstream Transportation and Distribution
- **3.10** Processing of Sold Products
- **3.12** End-of-Life Treatment of Sold Products
- **3.13** Downstream Leased Assets
- **3.14** Franchises
- **3.15** Investments



## 6. SUMMARY OF RESULTS

Emissions summary by scope for this calculation period is given in the table below. Emissions of the respective period in the base year are given in the table for comparison purposes.

SCOPE	Calculation Period Emissions (tCO <sub>2</sub> e)	Base Year (2022) Emissions (tCO <sub>2</sub> e)	Change in Emissions (%)
Scope 1	100.43	15.63	542.68
Scope 2	76.93	74.67	3.02
Scope 3	749.68	834.61	-10.18



## 7. CALCULATION TABLE

## SCOPE 1

## 1.1 Stationary Combustion

Facility	Emission Source	Activity Data	Start Date	End Date	EF Reference	EF Year	Tier Quality	AR	tCO <sub>2</sub>	tCH <sub>4</sub>	tN <sub>2</sub> O	tCO <sub>2</sub> e	Description
Hitit Turkey Office	Natural Gas (HİTİT BİLGİSAYAR HİZMETLERİ A.Ş.)	0.0193 TJ	2024-01-01	2024-12-31	Türkiye Ulusal Envanter	2021	Tier 2	AR6	0	0	0	1.07086436	
Hitit Turkey Office	Gas/Diesel Oil Commercial/Institutional	0 L	2024-01-01	2024-12-31	IPCC	2006	Tier 1	AR6	0	0	0	0	

## 1.2 Mobile Combustion

Facility	Emission Source	Activity Data	Start Date	End Date	EF Reference	EF Year	Tier Quality	AR	tCO <sub>2</sub>	tCH <sub>4</sub>	tN <sub>2</sub> O	tCO <sub>2</sub> e	Description
Hitit Headquarter	Petrol (average biofuel blend)	1,264.07 L	2024-01-01	2024-12-31	Defra	2024	Tier 1	AR5	2.61721901	0.0101884	0.00742009	2.63482751	İTÜ On-Road Araç Benzin Tüketimi

#### 1.4 Fugitive Emissions

Facility	Emission Source	Activity Data	Start Date	End Date	EF Reference	EF Year	Tier Quality	AR	tCO <sub>2</sub>	tCH <sub>4</sub>	tN <sub>2</sub> O	tCO <sub>2</sub> e	Description
Hitit Headquarter	Carbon dioxide	5 kg	2024-01-01	2024-12-31	Defra	2024	Tier 1	AR5	0	0	0	0.005	İTÜ Yangın Söndürücü Cihaz CO2 Dolumu
Hitit Headquarter	HFC-236fa	6 kg	2024-01-01	2024-12-31	Defra	2024	Tier 1	AR5	0	0	0	48.36	İTÜ Yangın Söndürücü Cihaz HFC-236fa Dolumu
Hitit Turkey Office	HFC-236fa	6 kg	2024-01-01	2024-12-31	Defra	2024	Tier 1	AR5	0	0	0	48.36	Emirgan Yangın Söndürücü Cihaz HFC-236fa Dolumu

## SCOPE 2

### 2.1 Electricity

Facility	Emission Source	Activity Data	Start Date	End Date	EF Reference	EF Year	Tier Quality	AR	tCO <sub>2</sub>	tCH <sub>4</sub>	tN <sub>2</sub> O	tCO <sub>2e</sub>	Description
Pakistan Office	Electricity Generation (HİTİT BİLGİSAYAR HİZMETLERİ A.Ş.) <b>Location Based</b>	31,736.75 kWh	2024-01-01	2024-12-31	Climatiq	2021	Tier 2	AR6	0	0	0	13.48811875	Pakistan Elektrik Tüketimi
	Electricity Generation (HİTİT BİLGİSAYAR HİZMETLERİ A.Ş.) <b>Market Based</b>	31,736.75 kWh	2024-01-01	2024-12-31	Climatiq	2021	Tier 2	AR6	0	0	0	13.48811875	Pakistan Elektrik Tüketimi
	Covered by REC 0 (kgCO <sub>2e</sub> /kWh)	0 kWh							0	0	0	0	
Hitit Headquarter	Electricity Generation <b>Location Based</b>	82,023 kWh	2024-01-01	2024-12-31	Türkiye Ulusal Envanter	2022	Tier 2	AR6	35.926074	0	0	36.254166	İTÜ Elektrik Tüketimi
	Electricity Generation <b>Market Based</b>	82,023 kWh	2024-01-01	2024-12-31	Türkiye Ulusal Envanter	2022	Tier 2	AR6	35.926074	0	0	36.254166	İTÜ Elektrik Tüketimi
	Covered by REC 0 (kgCO <sub>2e</sub> /kWh)	0 kWh							0	0	0	0	
The Netherlands Office	Electricity Generation Netherlands <b>Location Based</b>	1,397 kWh	2024-01-01	2024-12-31	EEA	2022	Tier 2	AR4	0	0	0	0.448437	Hollanda Elektrik Tüketimi
	Electricity Generation Netherlands <b>Market Based</b>	1,397 kWh	2024-01-01	2024-12-31	EEA	2022	Tier 2	AR4	0	0	0	0.448437	Hollanda Elektrik Tüketimi
	Covered by REC 0 (kgCO <sub>2e</sub> /kWh)	0 kWh							0	0	0	0	
Hitit Turkey Office	Electricity Generation <b>Location Based</b>	4,430.88 kWh	2024-01-01	2024-12-31	Türkiye Ulusal Envanter	2022	Tier 2	AR6	1.94072544	0	0	1.95844896	Emirgan Ofis Elektrik Tüketimi
	Electricity Generation <b>Market Based</b>	4,430.88 kWh	2024-01-01	2024-12-31	Türkiye Ulusal Envanter	2022	Tier 2	AR6	1.94072544	0	0	1.95844896	Emirgan Ofis Elektrik Tüketimi
	Covered by REC 0 (kgCO <sub>2e</sub> /kWh)	0 kWh							0	0	0	0	
Hitit Turkey Office	Electricity Generation <b>Location Based</b>	165.77 kWh	2024-01-01	2024-12-31	Türkiye Ulusal Envanter	2022	Tier 2	AR6	0.07260726	0	0	0.07327034	Ankara Ofis Elektrik Tüketimi
	Electricity Generation <b>Market Based</b>	165.77 kWh	2024-01-01	2024-12-31	Türkiye Ulusal Envanter	2022	Tier 2	AR6	0.07260726	0	0	0.07327034	Ankara Ofis Elektrik Tüketimi
	Covered by REC 0 (kgCO <sub>2e</sub> /kWh)	0 kWh							0	0	0	0	
Hitit Ankara Office	Electricity Generation <b>Location Based</b>	77.87231429 kWh	2024-12-13	2024-12-31	Türkiye National Inventory	2023	Tier 2	AR6	0	0	0	0.03379658	1. January consumption

Facility	Emission Source	Activity Data	Start Date	End Date	EF Reference	EF Year	Tier Quality	AR	tCO <sub>2</sub>	tCH <sub>4</sub>	tN <sub>2</sub> O	tCO <sub>2</sub> e	Description
	Electricity Generation <b>Market Based</b>	77.87231429 kWh	2024-12-13	2024-12-31	Türkiye National Inventory	2023	Tier 2	AR6	0	0	0	0.01834672	1. January consumption
	Covered by REC 0 (kgCO <sub>2</sub> e/kWh)	0 kWh							0	0	0	0	

## 2.2 Steam, Heat and Cooling

Facility	Emission Source	Activity Data	Start Date	End Date	EF Reference	EF Year	Tier Quality	AR	tCO <sub>2</sub>	tCH <sub>4</sub>	tN <sub>2</sub> O	tCO <sub>2</sub> e	Description
Hitit Headquarter	Diesel (Average Biofuel Blend) (HİTİT BİLGİSAYAR HİZMETLERİ A.Ş.)	96.18 L	2024-01-01	2024-12-31	Defra	2024	Tier 1	AR5	0	0	0	0.2416811	İTÜ Jeneratör Motorin Tüketimi
Hitit Headquarter	Natural Gas (HİTİT BİLGİSAYAR HİZMETLERİ A.Ş.)	0.4371 TJ	2024-01-01	2024-12-31	Türkiye Ulusal Envanter	2021	Tier 2	AR6	0	0	0	24.25258092	İTÜ Doğalgaz Tüketimi
The Netherlands Office	Natural Gas (HİTİT BİLGİSAYAR HİZMETLERİ A.Ş.)	52.68 m3	2024-01-01	2024-12-31	Defra	2024	Tier 1	AR6	0.00016331	0.10754095	0.00004741	0.10775167	Hollanda Doğalgaz Tüketimi
Hitit Turkey Office	Natural Gas (HİTİT BİLGİSAYAR HİZMETLERİ A.Ş.)	0.00041 TJ	2024-01-01	2024-12-31	Türkiye Ulusal Envanter	2021	Tier 2	AR6	0	0	0	0.02274893	Ankara Doğalgaz Tüketimi
Hitit Turkey Office	Diesel (Average Biofuel Blend) (HİTİT BİLGİSAYAR HİZMETLERİ A.Ş.)	4.26 L	2024-01-01	2024-12-31	Defra	2024	Tier 1	AR5	0	0	0	0.01070453	Ankara Jeneratör Motorin Tüketimi

## SCOPE 3

### 3.1 Purchased Goods and Services

Facility	Emission Source	Activity Data	Start Date	End Date	EF Reference	EF Year	Tier Quality	AR	tCO <sub>2</sub>	tCH <sub>4</sub>	tN <sub>2</sub> O	tCO <sub>2</sub> e	Description
Pakistan Office	Water Supply and Irrigation Systems	87.3 USD	2024-01-01	2024-12-31	EPA	2021	Tier 1	AR5	0	0	0	0.0569196	Pakistan Su Tüketimi
Hitit Headquarter	Water supply	1,672.73 m3	2024-01-01	2024-12-31	Defra	2024	Tier 1	AR5	0	0	0	0.25611169	İTÜ Su Tüketimi
Hitit Headquarter	Office Supplies (except Paper) Manufacturing	4,541.16 USD	2024-01-01	2024-12-31	EPA	2021	Tier 1	AR5	0	0	0	1.32601872	Ofis Ürün Alımı
Hitit Headquarter	Electricity Generation	223,821 kWh	2024-01-01	2024-12-31	Türkiye Ulusal Envanter	2022	Tier 2	AR6	98.033598	0	0	98.928882	TI Sparkle Data Center Hizmeti
Hitit Headquarter	All Other Converted Paper Product Manufacturing	2,249.24 USD	2024-01-01	2024-12-31	EPA	2021	Tier 1	AR5	0	0	0	1.04139812	Kağıt Ürün Alımı
Hitit Headquarter	Electricity Generation Belgium	73,264.32 kWh	2024-01-01	2024-12-31	EEA	2022	Tier 2	AR4	0	0	0	10.6233264	Google Cloud Service
Hitit Headquarter	Electricity Generation	66,795.9 kWh	2024-01-01	2024-12-31	Türkiye Ulusal Envanter	2022	Tier 2	AR6	29.2566042	0	0	29.5237878	Turkcell Data Center Hizmeti
Hitit Headquarter	Electricity Generation	12,880.1 kWh	2024-01-01	2024-12-31	Türkiye Ulusal Envanter	2022	Tier 2	AR6	5.6414838	0	0	5.6930042	İŞNET Data Center Hizmeti
The Netherlands Office	Water supply	3.98 m3	2024-01-01	2024-12-31	Defra	2024	Tier 1	AR5	0	0	0	0.00060938	Hollanda Su Tüketimi
Hitit Turkey Office	Water supply	5.523 m3	2024-01-01	2024-12-31	Defra	2024	Tier 1	AR5	0	0	0	0.00084563	Emirgan Su Tüketimi

### 3.2 Capital Goods

Facility	Emission Source	Activity Data	Start Date	End Date	EF Reference	EF Year	Tier Quality	AR	tCO <sub>2</sub>	tCH <sub>4</sub>	tN <sub>2</sub> O	tCO <sub>2</sub> e	Description
Hitit Headquarter	Electrical items - small Primary material production	233.88 kg	2024-01-01	2024-12-31	Defra	2024	Tier 1	AR5	0	0	0	1.32094152	Varlık Alımı

### 3.3 Fuel and Energy Related Activities

Facility	Emission Source	Activity Data	Start Date	End Date	EF Reference	EF Year	Tier Quality	AR	tCO <sub>2</sub>	tCH <sub>4</sub>	tN <sub>2</sub> O	tCO <sub>2</sub> e	Description
Pakistan Office	WTT- overseas electricity (T&D) - Pakistan (HİTİT BİLGİSAYAR HİZMETLERİ A.Ş.)	20,145.57 kWh	2024-01-01	2024-12-31	Defra	2021	Tier 1	AR6	0	0	0	0.32031456	Pakistan Elektrik WTT - T&D
Hitit Turkey Office	WTT - Liquid fuels Diesel (average biofuel blend)	4.26 L	2024-01-01	2024-12-31	Defra	2024	Tier 1	AR5	0	0	0	0.0026029	Ankara Doğalgaz WTT
Hitit Turkey Office	WTT- UK & overseas electricity (generation) - Turkey (HİTİT BİLGİSAYAR HİZMETLERİ A.Ş.)	4,596.65 kWh	2024-01-01	2024-12-31	Defra	2021	Tier 1	AR6	0	0	0	0.47207596	Emirgan Elektrik WTT - Generation
Hitit Headquarter	WTT- UK & overseas electricity (generation) - Turkey (HİTİT BİLGİSAYAR HİZMETLERİ A.Ş.)	82,022.99999 kWh	2024-01-01	2024-12-31	Defra	2021	Tier 1	AR6	0	0	0	8.4237621	İTÜ Elektrik WTT - Generation
Pakistan Office	WTT- overseas electricity (generation) - Pakistan (HİTİT BİLGİSAYAR HİZMETLERİ A.Ş.)	20,145.57 kWh	2024-01-01	2024-12-31	Defra	2021	Tier 1	AR6	0	0	0	1.62776206	Pakistan Elektrik WTT - Generation
The Netherlands Office	WTT - Gaseous fuels Natural gas	52.68 m3	2024-01-01	2024-12-31	Defra	2024	Tier 1	AR5	0	0	0	0.01773209	Hollanda Doğalgaz WTT
Hitit Turkey Office	WTT - Gaseous fuels Natural gas	570.84 m3	2024-01-01	2024-12-31	Defra	2024	Tier 1	AR5	0	0	0	0.19214474	Emirgan & Ankara Doğalgaz WTT
Hitit Headquarter	Electricity (T&D)& Disturbution	82,023 kWh	2024-01-01	2024-12-31	Türkiye Ulusal Envanter	2022	Tier 2	AR6	0	0	0	2.952828	İTÜ Elektrik T&D
The Netherlands Office	WTT- overseas electricity (T&D) - Netherlands (HİTİT BİLGİSAYAR HİZMETLERİ A.Ş.)	1,397 kWh	2024-01-01	2024-12-31	Defra	2021	Tier 1	AR6	0	0	0	0.0054483	Hollanda Elektrik WTT - T&D
Hitit Headquarter	WTT- UK & overseas electricity (T&D) - Turkey (HİTİT BİLGİSAYAR HİZMETLERİ A.Ş.)	82,023 kWh	2024-01-01	2024-12-31	Defra	2021	Tier 1	AR6	0	0	0	1.0416921	İTÜ Elektrik WTT - T&D
The Netherlands Office	WTT- overseas electricity (generation) - Netherlands (HİTİT BİLGİSAYAR HİZMETLERİ A.Ş.)	1,397 kWh	2024-01-01	2024-12-31	Defra	2021	Tier 1	AR6	0	0	0	0.1099439	Hollanda Elektrik WTT - Generation
Hitit Headquarter	WTT - Liquid fuels Diesel (average biofuel blend)	96.18 L	2024-01-01	2024-12-31	Defra	2024	Tier 1	AR5	0	0	0	0.05876694	İTÜ Motorin WTT

Facility	Emission Source	Activity Data	Start Date	End Date	EF Reference	EF Year	Tier Quality	AR	tCO <sub>2</sub>	tCH <sub>4</sub>	tN <sub>2</sub> O	tCO <sub>2</sub> e	Description
Hitit Turkey Office	Electricity (T&D)& Disturbution	4,596.65 kWh	2024-01-01	2024-12-31	Türkiye Ulusal Envanter	2022	Tier 2	AR6	0	0	0	0.1654794	Emirgan & Ankara Elektrik T&D
Pakistan Office	T&D- UK electricity (HİTİT BİLGİSAYAR HİZMETLERİ A.Ş.)	20,145.57 kWh	2024-01-01	2024-12-31	Defra	2024	Tier 1	AR6	0	0	0	0.36866393	Pakistan Elektrik T&D
Hitit Headquarter	WTT - Gaseous fuels Natural gas	12,662.53 m3	2024-01-01	2024-12-31	Defra	2024	Tier 1	AR5	0	0	0	4.2622076	İTÜ Doğalgaz WTT
The Netherlands Office	T&D- UK electricity (HİTİT BİLGİSAYAR HİZMETLERİ A.Ş.)	1,397 kWh	2024-01-01	2024-12-31	Defra	2024	Tier 1	AR6	0	0	0	0.0255651	Hollanda Elektrik T&D
Hitit Headquarter	WTT - Liquid fuels Petrol (average biofuel blend)	1,264.07 L	2024-01-01	2024-12-31	Defra	2024	Tier 1	AR5	0	0	0	0.73434883	İTÜ Benzin WTT
Hitit Turkey Office	WTT- UK & overseas electricity (T&D) - Turkey (HİTİT BİLGİSAYAR HİZMETLERİ A.Ş.)	4,596.65 kWh	2024-01-01	2024-12-31	Defra	2021	Tier 1	AR6	0	0	0	0.05837746	Emirgan Elektrik WTT - T&D

### 3.4 Upstream Transportation and Distribution

Facility	Emission Source	Activity Data	Start Date	End Date	EF Reference	EF Year	Tier Quality	AR	tCO <sub>2</sub>	tCH <sub>4</sub>	tN <sub>2</sub> O	tCO <sub>2</sub> e	Description
Hitit Headquarter	Road Freight Vans Average (up to 3.5 tonnes) Unknown	350 km	2024-01-01	2024-12-31	Defra	2024	Tier 1	AR5	0	0	0	0.087269	Satın Alınan Ürün Nakliye
Hitit Headquarter	Road Freight Vans Average (up to 3.5 tonnes) Unknown	2.55 tonne.km	2024-01-01	2024-12-31	Defra	2024	Tier 1	AR5	0	0	0	0.00158773	Sermaye Varlıkları Nakliye

### 3.5 Waste Generated in Operations

Facility	Emission Source	Activity Data	Start Date	End Date	EF Reference	EF Year	Tier Quality	AR	tCO <sub>2</sub>	tCH <sub>4</sub>	tN <sub>2</sub> O	tCO <sub>2</sub> e	Description
Pakistan Office	Other Nonhazardous Waste Treatment and Disposal	87.3 USD	2024-01-01	2024-12-31	EPA	2021	Tier 1	AR5	0	0	0	0.0551736	Pakistan Atık Su Bertarafı
Hitit Headquarter	Paper Paper and board: paper Closed-loop	1,456.76 kg	2024-01-01	2024-12-31	Defra	2024	Tier 1	AR5	0	0	0	0.00933872	İTÜ Kağıt Atıkları - Geri Dönüşüm
Hitit Headquarter	Refuse Commercial and industrial waste Combustion	323.72 kg	2024-01-01	2024-12-31	Defra	2024	Tier 1	AR5	0	0	0	0.00207524	İTÜ Karışık Atıklar - Geri Kazanım
Hitit Headquarter	Electrical items Batteries Open-loop	92.49 kg	2024-01-01	2024-12-31	Defra	2024	Tier 1	AR5	0	0	0	0.00059292	İTÜ Pil Atıkları - Geri Dönüşüm
Hitit Headquarter	Water treatment	1,505.45 m3	2024-01-01	2024-12-31	Defra	2024	Tier 1	AR5	0	0	0	0.27962228	İTÜ Atık Su Bertarafı
Hitit Headquarter	Plastic Plastics: average plastics Closed-loop	231.23 kg	2024-01-01	2024-12-31	Defra	2024	Tier 1	AR5	0	0	0	0.00148233	İTÜ Plastik Atıkları - Geri Dönüşüm
The Netherlands Office	Water treatment	3.582 m3	2024-01-01	2024-12-31	Defra	2024	Tier 1	AR5	0	0	0	0.00066532	Hollanda Atık Su Bertarafı
Hitit Turkey Office	Refuse Commercial and industrial waste Combustion	2.94 kg	2024-01-01	2024-12-31	Defra	2024	Tier 1	AR5	0	0	0	0.00001885	Emirgan Karışık Atıklar - Geri Kazanım
Hitit Turkey Office	Water treatment	4.9707 m3	2024-01-01	2024-12-31	Defra	2024	Tier 1	AR5	0	0	0	0.00092326	Emirgan Atık Su Bertarafı
Hitit Turkey Office	Refuse Commercial and industrial waste Landfill	3.07 kg	2024-01-01	2024-12-31	Defra	2024	Tier 1	AR5	0	0	0	0.00159743	Emirgan Karışık Atıklar - Düzenli Depolama

### 3.6 Business Travel

Facility	Emission Source	Activity Data	Start Date	End Date	EF Reference	EF Year	Tier Quality	AR	tCO <sub>2</sub>	tCH <sub>4</sub>	tN <sub>2</sub> O	tCO <sub>2</sub> e	Description
Hitit Headquarter	Air Travel International, to/from non-UK Business class With RF	8,565.84780337 passenger.km	2024-01-01	2024-12-31	Defra	2025	Tier 1	AR5	0	0	0	2.71160478	
Hitit Headquarter	Air Travel International, to/from non-UK Economy class With RF	950.53502299 passenger.km	2024-01-01	2024-12-31	Defra	2025	Tier 1	AR5	0	0	0	0.1037604	
Hitit Headquarter	Air Travel International, to/from non-UK Economy class With RF	10,918.99531185 passenger.km	2024-01-01	2024-12-31	Defra	2025	Tier 1	AR5	0	0	0	1.19191753	
Hitit Headquarter	Air Travel International, to/from non-UK Economy class With RF	10,918.99531185 passenger.km	2024-01-01	2024-12-31	Defra	2025	Tier 1	AR5	0	0	0	1.19191753	
Hitit Headquarter	Air Travel International, to/from non-UK Economy class With RF	10,918.99531185 passenger.km	2024-01-01	2024-12-31	Defra	2025	Tier 1	AR5	0	0	0	1.19191753	
Hitit Headquarter	Air Travel International, to/from non-UK Economy class With RF	3,416.39657245 passenger.km	2024-01-01	2024-12-31	Defra	2025	Tier 1	AR5	0	0	0	0.37293385	
Hitit Headquarter	Air Travel International, to/from non-UK Economy class With RF	2,350.14106492 passenger.km	2024-01-01	2024-12-31	Defra	2025	Tier 1	AR5	0	0	0	0.2565414	
Hitit Headquarter	Air Travel International, to/from non-UK Economy class With RF	3,944.03749236 passenger.km	2024-01-01	2024-12-31	Defra	2025	Tier 1	AR5	0	0	0	0.43053113	
Hitit Headquarter	Air Travel International, to/from non-UK Economy class With RF	686.92977831 passenger.km	2024-01-01	2024-12-31	Defra	2025	Tier 1	AR5	0	0	0	0.07498525	
Hitit Headquarter	Air Travel International, to/from non-UK Economy class With RF	19,170.13659679 passenger.km	2024-01-01	2024-12-31	Defra	2025	Tier 1	AR5	0	0	0	2.09261211	
Hitit Headquarter	Air Travel International, to/from non-UK Economy class With RF	14,829.41300605 passenger.km	2024-01-01	2024-12-31	Defra	2025	Tier 1	AR5	0	0	0	1.61877872	
Hitit Headquarter	Air Travel International, to/from non-UK Economy class With RF	11,447.98373048 passenger.km	2024-01-01	2024-12-31	Defra	2025	Tier 1	AR5	0	0	0	1.2496619	
Hitit Headquarter	Air Travel International, to/from non-UK Economy class With RF	3,800.03820566 passenger.km	2024-01-01	2024-12-31	Defra	2025	Tier 1	AR5	0	0	0	0.41481217	

Facility	Emission Source	Activity Data	Start Date	End Date	EF Reference	EF Year	Tier Quality	AR	tCO <sub>2</sub>	tCH <sub>4</sub>	tN <sub>2</sub> O	tCO <sub>2</sub> e	Description
Hitit Headquarter	Air Travel International, to/from non-UK Economy class With RF	358.57062613 passenger.km	2024-01-01	2024-12-31	Defra	2025	Tier 1	AR5	0	0	0	0.03914157	
Hitit Headquarter	Air Travel International, to/from non-UK Economy class With RF	1,837.36289644 passenger.km	2024-01-01	2024-12-31	Defra	2025	Tier 1	AR5	0	0	0	0.20056653	
Hitit Headquarter	Air Travel International, to/from non-UK Economy class With RF	1,900.01910283 passenger.km	2024-01-01	2024-12-31	Defra	2025	Tier 1	AR5	0	0	0	0.20740609	
Hitit Headquarter	Air Travel International, to/from non-UK Economy class With RF	1,900.01910283 passenger.km	2024-01-01	2024-12-31	Defra	2025	Tier 1	AR5	0	0	0	0.20740609	
Hitit Headquarter	Air Travel International, to/from non-UK Economy class With RF	343.46488916 passenger.km	2024-01-01	2024-12-31	Defra	2025	Tier 1	AR5	0	0	0	0.03749263	
Hitit Headquarter	Air Travel International, to/from non-UK Economy class With RF	926.18336564 passenger.km	2024-01-01	2024-12-31	Defra	2025	Tier 1	AR5	0	0	0	0.10110218	
Hitit Headquarter	Air Travel International, to/from non-UK Economy class With RF	926.18336564 passenger.km	2024-01-01	2024-12-31	Defra	2025	Tier 1	AR5	0	0	0	0.10110218	
Hitit Headquarter	Air Travel International, to/from non-UK Economy class With RF	2,329.43406595 passenger.km	2024-01-01	2024-12-31	Defra	2025	Tier 1	AR5	0	0	0	0.25428102	
Hitit Headquarter	Air Travel International, to/from non-UK Business class With RF	6,077.73744418 passenger.km	2024-01-01	2024-12-31	Defra	2025	Tier 1	AR5	0	0	0	1.92396857	
Hitit Headquarter	Air Travel International, to/from non-UK Economy class With RF	3,944.03749236 passenger.km	2024-01-01	2024-12-31	Defra	2025	Tier 1	AR5	0	0	0	0.43053113	
Hitit Headquarter	Air Travel International, to/from non-UK Economy class With RF	4,367.51561976 passenger.km	2024-01-01	2024-12-31	Defra	2025	Tier 1	AR5	0	0	0	0.47675801	
Hitit Headquarter	Air Travel International, to/from non-UK Economy class With RF	1,056.10677908 passenger.km	2024-01-01	2024-12-31	Defra	2025	Tier 1	AR5	0	0	0	0.11528462	
Hitit Headquarter	Air Travel International, to/from non-UK Economy class With RF	6,224.94006255 passenger.km	2024-01-01	2024-12-31	Defra	2025	Tier 1	AR5	0	0	0	0.67951446	

Facility	Emission Source	Activity Data	Start Date	End Date	EF Reference	EF Year	Tier Quality	AR	tCO <sub>2</sub>	tCH <sub>4</sub>	tN <sub>2</sub> O	tCO <sub>2</sub> e	Description
Hitit Headquarter	Air Travel International, to/from non-UK Economy class With RF	463.09168282 passenger.km	2024-01-01	2024-12-31	Defra	2025	Tier 1	AR5	0	0	0	0.05055109	
Hitit Headquarter	Air Travel International, to/from non-UK Economy class With RF	3,891.96522412 passenger.km	2024-01-01	2024-12-31	Defra	2025	Tier 1	AR5	0	0	0	0.42484692	
Hitit Headquarter	Air Travel International, to/from non-UK Economy class With RF	7,888.07498471 passenger.km	2024-01-01	2024-12-31	Defra	2025	Tier 1	AR5	0	0	0	0.86106227	
Hitit Headquarter	Air Travel International, to/from non-UK Economy class With RF	13,897.64952538 passenger.km	2024-01-01	2024-12-31	Defra	2025	Tier 1	AR5	0	0	0	1.51706742	
Hitit Headquarter	Air Travel International, to/from non-UK Economy class With RF	323.12777592 passenger.km	2024-01-01	2024-12-31	Defra	2025	Tier 1	AR5	0	0	0	0.03527263	
Hitit Headquarter	Air Travel International, to/from non-UK Economy class With RF	4,039.47968204 passenger.km	2024-01-01	2024-12-31	Defra	2025	Tier 1	AR5	0	0	0	0.4409496	
Hitit Headquarter	Air Travel International, to/from non-UK Economy class With RF	3,785.87568853 passenger.km	2024-01-01	2024-12-31	Defra	2025	Tier 1	AR5	0	0	0	0.41326619	
Hitit Headquarter	Air Travel International, to/from non-UK Economy class With RF	4,492.97541587 passenger.km	2024-01-01	2024-12-31	Defra	2025	Tier 1	AR5	0	0	0	0.4904532	
Hitit Headquarter	Air Travel International, to/from non-UK Economy class With RF	379.70563126 passenger.km	2024-01-01	2024-12-31	Defra	2025	Tier 1	AR5	0	0	0	0.04144867	
Hitit Headquarter	Air Travel International, to/from non-UK Economy class With RF	379.70563126 passenger.km	2024-01-01	2024-12-31	Defra	2025	Tier 1	AR5	0	0	0	0.04144867	
Hitit Headquarter	Air Travel International, to/from non-UK Economy class With RF	343.46488916 passenger.km	2024-01-01	2024-12-31	Defra	2025	Tier 1	AR5	0	0	0	0.03749263	
Hitit Headquarter	Air Travel International, to/from non-UK Economy class With RF	941.45107891 passenger.km	2024-01-01	2024-12-31	Defra	2025	Tier 1	AR5	0	0	0	0.1027688	
Hitit Headquarter	Air Travel International, to/from non-UK Economy class With RF	3,688.44510628 passenger.km	2024-01-01	2024-12-31	Defra	2025	Tier 1	AR5	0	0	0	0.40263067	

Facility	Emission Source	Activity Data	Start Date	End Date	EF Reference	EF Year	Tier Quality	AR	tCO <sub>2</sub>	tCH <sub>4</sub>	tN <sub>2</sub> O	tCO <sub>2</sub> e	Description
Hitit Headquarter	Air Travel International, to/from non-UK Economy class With RF	26,249.62909329 passenger.km	2024-01-01	2024-12-31	Defra	2025	Tier 1	AR5	0	0	0	2.86540951	
Hitit Headquarter	Air Travel International, to/from non-UK Economy class With RF	2,929.32572938 passenger.km	2024-01-01	2024-12-31	Defra	2025	Tier 1	AR5	0	0	0	0.3197652	
Hitit Headquarter	Air Travel International, to/from non-UK Economy class With RF	3,674.72579287 passenger.km	2024-01-01	2024-12-31	Defra	2025	Tier 1	AR5	0	0	0	0.40113307	
Hitit Headquarter	Air Travel International, to/from non-UK Economy class With RF	1,138.23248204 passenger.km	2024-01-01	2024-12-31	Defra	2025	Tier 1	AR5	0	0	0	0.12424946	
Hitit Headquarter	Air Travel International, to/from non-UK Economy class With RF	1,147.27606277 passenger.km	2024-01-01	2024-12-31	Defra	2025	Tier 1	AR5	0	0	0	0.12523666	
Hitit Headquarter	Air Travel International, to/from non-UK Economy class With RF	7,093.38983358 passenger.km	2024-01-01	2024-12-31	Defra	2025	Tier 1	AR5	0	0	0	0.77431443	
Hitit Headquarter	Air Travel International, to/from non-UK Economy class With RF	7,888.07498471 passenger.km	2024-01-01	2024-12-31	Defra	2025	Tier 1	AR5	0	0	0	0.86106227	
Hitit Headquarter	Air Travel International, to/from non-UK Economy class With RF	7,888.07498471 passenger.km	2024-01-01	2024-12-31	Defra	2025	Tier 1	AR5	0	0	0	0.86106227	
Hitit Headquarter	Air Travel International, to/from non-UK Economy class With RF	7,093.38983358 passenger.km	2024-01-01	2024-12-31	Defra	2025	Tier 1	AR5	0	0	0	0.77431443	
Hitit Headquarter	Air Travel International, to/from non-UK Economy class With RF	4,556.13036249 passenger.km	2024-01-01	2024-12-31	Defra	2025	Tier 1	AR5	0	0	0	0.49734719	
Hitit Headquarter	Air Travel International, to/from non-UK Economy class With RF	379.70563126 passenger.km	2024-01-01	2024-12-31	Defra	2025	Tier 1	AR5	0	0	0	0.04144867	
Hitit Headquarter	Air Travel International, to/from non-UK Economy class With RF	379.70563126 passenger.km	2024-01-01	2024-12-31	Defra	2025	Tier 1	AR5	0	0	0	0.04144867	
Hitit Headquarter	Air Travel International, to/from non-UK Economy class With RF	738.27625739 passenger.km	2024-01-01	2024-12-31	Defra	2025	Tier 1	AR5	0	0	0	0.08059024	

Facility	Emission Source	Activity Data	Start Date	End Date	EF Reference	EF Year	Tier Quality	AR	tCO <sub>2</sub>	tCH <sub>4</sub>	tN <sub>2</sub> O	tCO <sub>2</sub> e	Description
Hitit Headquarter	Air Travel International, to/from non-UK Economy class With RF	7,815.76245112 passenger.km	2024-01-01	2024-12-31	Defra	2025	Tier 1	AR5	0	0	0	0.85316863	
Hitit Headquarter	Air Travel International, to/from non-UK Economy class With RF	22,710.52352897 passenger.km	2024-01-01	2024-12-31	Defra	2025	Tier 1	AR5	0	0	0	2.47908075	
Hitit Headquarter	Air Travel International, to/from non-UK Economy class With RF	712.83815272 passenger.km	2024-01-01	2024-12-31	Defra	2025	Tier 1	AR5	0	0	0	0.07781341	
Hitit Headquarter	Air Travel International, to/from non-UK Economy class With RF	3,923.93588485 passenger.km	2024-01-01	2024-12-31	Defra	2025	Tier 1	AR5	0	0	0	0.42833684	
Hitit Headquarter	Air Travel International, to/from non-UK Economy class With RF	14,237.82969407 passenger.km	2024-01-01	2024-12-31	Defra	2025	Tier 1	AR5	0	0	0	1.55420149	
Hitit Headquarter	Air Travel International, to/from non-UK Economy class With RF	6,056.67202254 passenger.km	2024-01-01	2024-12-31	Defra	2025	Tier 1	AR5	0	0	0	0.66114632	
Hitit Headquarter	Air Travel International, to/from non-UK Economy class With RF	686.92977831 passenger.km	2024-01-01	2024-12-31	Defra	2025	Tier 1	AR5	0	0	0	0.07498525	
Hitit Headquarter	Air Travel International, to/from non-UK Economy class With RF	3,944.03749236 passenger.km	2024-01-01	2024-12-31	Defra	2025	Tier 1	AR5	0	0	0	0.43053113	
Hitit Headquarter	Air Travel International, to/from non-UK Economy class With RF	19,170.13659679 passenger.km	2024-01-01	2024-12-31	Defra	2025	Tier 1	AR5	0	0	0	2.09261211	
Hitit Headquarter	Air Travel International, to/from non-UK Economy class With RF	14,237.82969407 passenger.km	2024-01-01	2024-12-31	Defra	2025	Tier 1	AR5	0	0	0	1.55420149	
Hitit Headquarter	Air Travel International, to/from non-UK Economy class With RF	5,390.31434409 passenger.km	2024-01-01	2024-12-31	Defra	2025	Tier 1	AR5	0	0	0	0.58840671	
Hitit Headquarter	Air Travel International, to/from non-UK Economy class With RF	1,668.32531203 passenger.km	2024-01-01	2024-12-31	Defra	2025	Tier 1	AR5	0	0	0	0.18211439	
Hitit Headquarter	Air Travel International, to/from non-UK Economy class With RF	11,312.81691433 passenger.km	2024-01-01	2024-12-31	Defra	2025	Tier 1	AR5	0	0	0	1.23490709	

Facility	Emission Source	Activity Data	Start Date	End Date	EF Reference	EF Year	Tier Quality	AR	tCO <sub>2</sub>	tCH <sub>4</sub>	tN <sub>2</sub> O	tCO <sub>2</sub> e	Description
Hitit Headquarter	Air Travel International, to/from non-UK Business class With RF	6,992.1438855 passenger.km	2024-01-01	2024-12-31	Defra	2025	Tier 1	AR5	0	0	0	2.21343307	
Hitit Headquarter	Air Travel International, to/from non-UK Economy class With RF	6,837.14870671 passenger.km	2024-01-01	2024-12-31	Defra	2025	Tier 1	AR5	0	0	0	0.74634315	
Hitit Headquarter	Air Travel International, to/from non-UK Economy class With RF	6,794.87869644 passenger.km	2024-01-01	2024-12-31	Defra	2025	Tier 1	AR5	0	0	0	0.74172896	
Hitit Headquarter	Air Travel International, to/from non-UK Economy class With RF	9,160.00133411 passenger.km	2024-01-01	2024-12-31	Defra	2025	Tier 1	AR5	0	0	0	0.99990575	
Hitit Headquarter	Air Travel International, to/from non-UK Business class With RF	6,992.1438855 passenger.km	2024-01-01	2024-12-31	Defra	2025	Tier 1	AR5	0	0	0	2.21343307	
Hitit Headquarter	Air Travel International, to/from non-UK Economy class With RF	17,022.99463688 passenger.km	2024-01-01	2024-12-31	Defra	2025	Tier 1	AR5	0	0	0	1.85823009	
Hitit Headquarter	Air Travel International, to/from non-UK Economy class With RF	9,842.54771107 passenger.km	2024-01-01	2024-12-31	Defra	2025	Tier 1	AR5	0	0	0	1.07441251	
Hitit Headquarter	Air Travel International, to/from non-UK Economy class With RF	2,646.68418664 passenger.km	2024-01-01	2024-12-31	Defra	2025	Tier 1	AR5	0	0	0	0.28891205	
Hitit Headquarter	Air Travel International, to/from non-UK Economy class With RF	4,340.96636727 passenger.km	2024-01-01	2024-12-31	Defra	2025	Tier 1	AR5	0	0	0	0.47385989	
Hitit Headquarter	Air Travel International, to/from non-UK Economy class With RF	1,214.34518915 passenger.km	2024-01-01	2024-12-31	Defra	2025	Tier 1	AR5	0	0	0	0.13255792	
Hitit Headquarter	Air Travel International, to/from non-UK Economy class With RF	379.70563126 passenger.km	2024-01-01	2024-12-31	Defra	2025	Tier 1	AR5	0	0	0	0.04144867	
Hitit Headquarter	Air Travel International, to/from non-UK Economy class With RF	759.41126252 passenger.km	2024-01-01	2024-12-31	Defra	2025	Tier 1	AR5	0	0	0	0.08289733	
Hitit Headquarter	Air Travel International, to/from non-UK Economy class With RF	358.57062613 passenger.km	2024-01-01	2024-12-31	Defra	2025	Tier 1	AR5	0	0	0	0.03914157	

Facility	Emission Source	Activity Data	Start Date	End Date	EF Reference	EF Year	Tier Quality	AR	tCO <sub>2</sub>	tCH <sub>4</sub>	tN <sub>2</sub> O	tCO <sub>2</sub> e	Description
Hitit Headquarter	Air Travel International, to/from non-UK Economy class With RF	323.12777592 passenger.km	2024-01-01	2024-12-31	Defra	2025	Tier 1	AR5	0	0	0	0.03527263	
Hitit Headquarter	Air Travel International, to/from non-UK Economy class With RF	10,117.65371392 passenger.km	2024-01-01	2024-12-31	Defra	2025	Tier 1	AR5	0	0	0	1.10444308	
Hitit Headquarter	Air Travel International, to/from non-UK Economy class With RF	13,897.64952538 passenger.km	2024-01-01	2024-12-31	Defra	2025	Tier 1	AR5	0	0	0	1.51706742	
Hitit Headquarter	Air Travel International, to/from non-UK Economy class With RF	6,056.67202254 passenger.km	2024-01-01	2024-12-31	Defra	2025	Tier 1	AR5	0	0	0	0.66114632	
Hitit Headquarter	Air Travel International, to/from non-UK Economy class With RF	976.6665816 passenger.km	2024-01-01	2024-12-31	Defra	2025	Tier 1	AR5	0	0	0	0.10661292	
Hitit Headquarter	Air Travel International, to/from non-UK Economy class With RF	3,785.87568853 passenger.km	2024-01-01	2024-12-31	Defra	2025	Tier 1	AR5	0	0	0	0.41326619	
Hitit Headquarter	Air Travel International, to/from non-UK Economy class With RF	7,942.09156592 passenger.km	2024-01-01	2024-12-31	Defra	2025	Tier 1	AR5	0	0	0	0.86695872	
Hitit Headquarter	Air Travel International, to/from non-UK Economy class With RF	10,918.99531185 passenger.km	2024-01-01	2024-12-31	Defra	2025	Tier 1	AR5	0	0	0	1.19191753	
Hitit Headquarter	Air Travel International, to/from non-UK Economy class With RF	10,918.99531185 passenger.km	2024-01-01	2024-12-31	Defra	2025	Tier 1	AR5	0	0	0	1.19191753	
Hitit Headquarter	Air Travel International, to/from non-UK Economy class With RF	10,918.99531185 passenger.km	2024-01-01	2024-12-31	Defra	2025	Tier 1	AR5	0	0	0	1.19191753	
Hitit Headquarter	Air Travel International, to/from non-UK Economy class With RF	3,546.66140327 passenger.km	2024-01-01	2024-12-31	Defra	2025	Tier 1	AR5	0	0	0	0.38715356	
Hitit Headquarter	Air Travel International, to/from non-UK Economy class With RF	9,669.26221382 passenger.km	2024-01-01	2024-12-31	Defra	2025	Tier 1	AR5	0	0	0	1.05549666	
Hitit Headquarter	Air Travel International, to/from non-UK Economy class With RF	2,548.78518591 passenger.km	2024-01-01	2024-12-31	Defra	2025	Tier 1	AR5	0	0	0	0.27822539	

Facility	Emission Source	Activity Data	Start Date	End Date	EF Reference	EF Year	Tier Quality	AR	tCO <sub>2</sub>	tCH <sub>4</sub>	tN <sub>2</sub> O	tCO <sub>2</sub> e	Description
Hitit Headquarter	Air Travel International, to/from non-UK Economy class With RF	3,923.93588485 passenger.km	2024-01-01	2024-12-31	Defra	2025	Tier 1	AR5	0	0	0	0.42833684	
Hitit Headquarter	Air Travel International, to/from non-UK Economy class With RF	9,377.75422885 passenger.km	2024-01-01	2024-12-31	Defra	2025	Tier 1	AR5	0	0	0	1.02367565	
Hitit Headquarter	Air Travel International, to/from non-UK Economy class With RF	343.46488916 passenger.km	2024-01-01	2024-12-31	Defra	2025	Tier 1	AR5	0	0	0	0.03749263	
Hitit Headquarter	Air Travel International, to/from non-UK Economy class With RF	646.25555184 passenger.km	2024-01-01	2024-12-31	Defra	2025	Tier 1	AR5	0	0	0	0.07054526	
Hitit Headquarter	Air Travel International, to/from non-UK Economy class With RF	1,900.01910283 passenger.km	2024-01-01	2024-12-31	Defra	2025	Tier 1	AR5	0	0	0	0.20740609	
Hitit Headquarter	Air Travel International, to/from non-UK Economy class With RF	2,073.91537225 passenger.km	2024-01-01	2024-12-31	Defra	2025	Tier 1	AR5	0	0	0	0.2263886	
Hitit Headquarter	Air Travel International, to/from non-UK Economy class With RF	8,681.93273455 passenger.km	2024-01-01	2024-12-31	Defra	2025	Tier 1	AR5	0	0	0	0.94771978	
Hitit Headquarter	Air Travel International, to/from non-UK Economy class With RF	463.09168282 passenger.km	2024-01-01	2024-12-31	Defra	2025	Tier 1	AR5	0	0	0	0.05055109	
Hitit Headquarter	Air Travel International, to/from non-UK Economy class With RF	6,011.07006348 passenger.km	2024-01-01	2024-12-31	Defra	2025	Tier 1	AR5	0	0	0	0.65616841	
Hitit Headquarter	Air Travel International, to/from non-UK Economy class With RF	801.02271206 passenger.km	2024-01-01	2024-12-31	Defra	2025	Tier 1	AR5	0	0	0	0.08743964	
Hitit Headquarter	Air Travel International, to/from non-UK Business class With RF	4,382.81258252 passenger.km	2024-01-01	2024-12-31	Defra	2025	Tier 1	AR5	0	0	0	1.38742315	
Hitit Headquarter	Air Travel International, to/from non-UK Economy class With RF	1,748.38997417 passenger.km	2024-01-01	2024-12-31	Defra	2025	Tier 1	AR5	0	0	0	0.19085425	
Hitit Headquarter	Air Travel International, to/from non-UK Economy class With RF	1,601.71579086 passenger.km	2024-01-01	2024-12-31	Defra	2025	Tier 1	AR5	0	0	0	0.1748433	

Facility	Emission Source	Activity Data	Start Date	End Date	EF Reference	EF Year	Tier Quality	AR	tCO <sub>2</sub>	tCH <sub>4</sub>	tN <sub>2</sub> O	tCO <sub>2</sub> e	Description
Hitit Headquarter	Air Travel International, to/from non-UK Business class With RF	4,919.42223295 passenger.km	2024-01-01	2024-12-31	Defra	2025	Tier 1	AR5	0	0	0	1.5572923	
Hitit Headquarter	Air Travel International, to/from non-UK Economy class With RF	15,247.30202186 passenger.km	2024-01-01	2024-12-31	Defra	2025	Tier 1	AR5	0	0	0	1.66439549	
Hitit Headquarter	Air Travel International, to/from non-UK Economy class With RF	1,899.52922331 passenger.km	2024-01-01	2024-12-31	Defra	2025	Tier 1	AR5	0	0	0	0.20735261	
Hitit Headquarter	Air Travel International, to/from non-UK Economy class With RF	507.30308839 passenger.km	2024-01-01	2024-12-31	Defra	2025	Tier 1	AR5	0	0	0	0.05537721	
Hitit Headquarter	Air Travel International, to/from non-UK Economy class With RF	1,900.01910283 passenger.km	2024-01-01	2024-12-31	Defra	2025	Tier 1	AR5	0	0	0	0.20740609	
Hitit Headquarter	Air Travel International, to/from non-UK Economy class With RF	1,900.01910283 passenger.km	2024-01-01	2024-12-31	Defra	2025	Tier 1	AR5	0	0	0	0.20740609	
Hitit Headquarter	Air Travel International, to/from non-UK Economy class With RF	3,944.03749236 passenger.km	2024-01-01	2024-12-31	Defra	2025	Tier 1	AR5	0	0	0	0.43053113	
Hitit Headquarter	Air Travel International, to/from non-UK Economy class With RF	1,682.70134938 passenger.km	2024-01-01	2024-12-31	Defra	2025	Tier 1	AR5	0	0	0	0.18368368	
Hitit Headquarter	Air Travel International, to/from non-UK Economy class With RF	3,921.43616554 passenger.km	2024-01-01	2024-12-31	Defra	2025	Tier 1	AR5	0	0	0	0.42806397	
Hitit Headquarter	Air Travel International, to/from non-UK Economy class With RF	4,280.00679167 passenger.km	2024-01-01	2024-12-31	Defra	2025	Tier 1	AR5	0	0	0	0.46720554	
Hitit Headquarter	Air Travel International, to/from non-UK Economy class With RF	5,628.49610576 passenger.km	2024-01-01	2024-12-31	Defra	2025	Tier 1	AR5	0	0	0	0.61440663	
Hitit Headquarter	Air Travel International, to/from non-UK Economy class With RF	7,783.93044825 passenger.km	2024-01-01	2024-12-31	Defra	2025	Tier 1	AR5	0	0	0	0.84969385	
Hitit Headquarter	Air Travel International, to/from non-UK Economy class With RF	4,977.62247909 passenger.km	2024-01-01	2024-12-31	Defra	2025	Tier 1	AR5	0	0	0	0.54335727	

Facility	Emission Source	Activity Data	Start Date	End Date	EF Reference	EF Year	Tier Quality	AR	tCO <sub>2</sub>	tCH <sub>4</sub>	tN <sub>2</sub> O	tCO <sub>2</sub> e	Description
Hitit Headquarter	Air Travel International, to/from non-UK Economy class With RF	6,610.74785108 passenger.km	2024-01-01	2024-12-31	Defra	2025	Tier 1	AR5	0	0	0	0.72162924	
Hitit Headquarter	Air Travel International, to/from non-UK Economy class With RF	3,416.39657245 passenger.km	2024-01-01	2024-12-31	Defra	2025	Tier 1	AR5	0	0	0	0.37293385	
Hitit Headquarter	Air Travel International, to/from non-UK Economy class With RF	9,129.94358829 passenger.km	2024-01-01	2024-12-31	Defra	2025	Tier 1	AR5	0	0	0	0.99662464	
Hitit Headquarter	Air Travel International, to/from non-UK Economy class With RF	4,235.43011328 passenger.km	2024-01-01	2024-12-31	Defra	2025	Tier 1	AR5	0	0	0	0.46233955	
Hitit Headquarter	Air Travel International, to/from non-UK Economy class With RF	2,426.26769696 passenger.km	2024-01-01	2024-12-31	Defra	2025	Tier 1	AR5	0	0	0	0.26485138	
Hitit Headquarter	Air Travel International, to/from non-UK Economy class With RF	6,056.67202254 passenger.km	2024-01-01	2024-12-31	Defra	2025	Tier 1	AR5	0	0	0	0.66114632	
Hitit Headquarter	Air Travel International, to/from non-UK Economy class With RF	16,774.32032124 passenger.km	2024-01-01	2024-12-31	Defra	2025	Tier 1	AR5	0	0	0	1.83108481	
Hitit Headquarter	Air Travel International, to/from non-UK Economy class With RF	9,789.13174455 passenger.km	2024-01-01	2024-12-31	Defra	2025	Tier 1	AR5	0	0	0	1.06858162	
Hitit Headquarter	Air Travel International, to/from non-UK Economy class With RF	1,214.34518915 passenger.km	2024-01-01	2024-12-31	Defra	2025	Tier 1	AR5	0	0	0	0.13255792	
Hitit Headquarter	Air Travel International, to/from non-UK Economy class With RF	1,668.30078424 passenger.km	2024-01-01	2024-12-31	Defra	2025	Tier 1	AR5	0	0	0	0.18211171	
Hitit Headquarter	Air Travel International, to/from non-UK Economy class With RF	1,373.53049541 passenger.km	2024-01-01	2024-12-31	Defra	2025	Tier 1	AR5	0	0	0	0.14993459	
Hitit Headquarter	Air Travel International, to/from non-UK Economy class With RF	476.37490509 passenger.km	2024-01-01	2024-12-31	Defra	2025	Tier 1	AR5	0	0	0	0.05200108	
Hitit Headquarter	Air Travel International, to/from non-UK Economy class With RF	1,892.93784426 passenger.km	2024-01-01	2024-12-31	Defra	2025	Tier 1	AR5	0	0	0	0.2066331	

Facility	Emission Source	Activity Data	Start Date	End Date	EF Reference	EF Year	Tier Quality	AR	tCO <sub>2</sub>	tCH <sub>4</sub>	tN <sub>2</sub> O	tCO <sub>2</sub> e	Description
Hitit Headquarter	Air Travel International, to/from non-UK Economy class With RF	1,952.96832461 passenger.km	2024-01-01	2024-12-31	Defra	2025	Tier 1	AR5	0	0	0	0.21318602	
Hitit Headquarter	Air Travel International, to/from non-UK Economy class With RF	3,955.00116354 passenger.km	2024-01-01	2024-12-31	Defra	2025	Tier 1	AR5	0	0	0	0.43172793	
Hitit Headquarter	Air Travel International, to/from non-UK Economy class With RF	2,754.39397895 passenger.km	2024-01-01	2024-12-31	Defra	2025	Tier 1	AR5	0	0	0	0.30066965	
Hitit Headquarter	Air Travel International, to/from non-UK Economy class With RF	2,426.26769696 passenger.km	2024-01-01	2024-12-31	Defra	2025	Tier 1	AR5	0	0	0	0.26485138	
Hitit Headquarter	Air Travel International, to/from non-UK Economy class With RF	18,915.42976963 passenger.km	2024-01-01	2024-12-31	Defra	2025	Tier 1	AR5	0	0	0	2.06480831	
Hitit Headquarter	Air Travel International, to/from non-UK Economy class With RF	6,711.79300071 passenger.km	2024-01-01	2024-12-31	Defra	2025	Tier 1	AR5	0	0	0	0.73265932	
Hitit Headquarter	Air Travel International, to/from non-UK Economy class With RF	6,711.79300071 passenger.km	2024-01-01	2024-12-31	Defra	2025	Tier 1	AR5	0	0	0	0.73265932	
Hitit Headquarter	Air Travel International, to/from non-UK Economy class With RF	686.92977831 passenger.km	2024-01-01	2024-12-31	Defra	2025	Tier 1	AR5	0	0	0	0.07498525	
Hitit Headquarter	Air Travel International, to/from non-UK Economy class With RF	686.92977831 passenger.km	2024-01-01	2024-12-31	Defra	2025	Tier 1	AR5	0	0	0	0.07498525	
Hitit Headquarter	Air Travel International, to/from non-UK Economy class With RF	686.92977831 passenger.km	2024-01-01	2024-12-31	Defra	2025	Tier 1	AR5	0	0	0	0.07498525	
Hitit Headquarter	Air Travel International, to/from non-UK Economy class With RF	7,367.46629938 passenger.km	2024-01-01	2024-12-31	Defra	2025	Tier 1	AR5	0	0	0	0.80423262	
Hitit Headquarter	Air Travel International, to/from non-UK Economy class With RF	7,888.07498471 passenger.km	2024-01-01	2024-12-31	Defra	2025	Tier 1	AR5	0	0	0	0.86106227	
Hitit Headquarter	Air Travel International, to/from non-UK Economy class With RF	7,888.07498471 passenger.km	2024-01-01	2024-12-31	Defra	2025	Tier 1	AR5	0	0	0	0.86106227	

Facility	Emission Source	Activity Data	Start Date	End Date	EF Reference	EF Year	Tier Quality	AR	tCO <sub>2</sub>	tCH <sub>4</sub>	tN <sub>2</sub> O	tCO <sub>2</sub> e	Description
Hitit Headquarter	Air Travel International, to/from non-UK Economy class With RF	19,170.13659679 passenger.km	2024-01-01	2024-12-31	Defra	2025	Tier 1	AR5	0	0	0	2.09261211	
Hitit Headquarter	Air Travel International, to/from non-UK Economy class With RF	26,373.11166738 passenger.km	2024-01-01	2024-12-31	Defra	2025	Tier 1	AR5	0	0	0	2.87888887	
Hitit Headquarter	Air Travel International, to/from non-UK Economy class With RF	4,278.40687857 passenger.km	2024-01-01	2024-12-31	Defra	2025	Tier 1	AR5	0	0	0	0.46703089	
Hitit Headquarter	Air Travel International, to/from non-UK Economy class With RF	4,278.40687857 passenger.km	2024-01-01	2024-12-31	Defra	2025	Tier 1	AR5	0	0	0	0.46703089	
Hitit Headquarter	Air Travel International, to/from non-UK Economy class With RF	4,278.40687857 passenger.km	2024-01-01	2024-12-31	Defra	2025	Tier 1	AR5	0	0	0	0.46703089	
Hitit Headquarter	Air Travel International, to/from non-UK Economy class With RF	8,543.80443965 passenger.km	2024-01-01	2024-12-31	Defra	2025	Tier 1	AR5	0	0	0	0.93264169	
Hitit Headquarter	Air Travel International, to/from non-UK Economy class With RF	6,610.74785108 passenger.km	2024-01-01	2024-12-31	Defra	2025	Tier 1	AR5	0	0	0	0.72162924	
Hitit Headquarter	Air Travel International, to/from non-UK Economy class With RF	4,282.96397146 passenger.km	2024-01-01	2024-12-31	Defra	2025	Tier 1	AR5	0	0	0	0.46752835	
Hitit Headquarter	Air Travel International, to/from non-UK Economy class With RF	4,977.62247909 passenger.km	2024-01-01	2024-12-31	Defra	2025	Tier 1	AR5	0	0	0	0.54335727	
Hitit Headquarter	Air Travel International, to/from non-UK Economy class With RF	15,024.36137606 passenger.km	2024-01-01	2024-12-31	Defra	2025	Tier 1	AR5	0	0	0	1.64005929	
Hitit Headquarter	Air Travel International, to/from non-UK Economy class With RF	15,024.36137606 passenger.km	2024-01-01	2024-12-31	Defra	2025	Tier 1	AR5	0	0	0	1.64005929	
Hitit Headquarter	Air Travel International, to/from non-UK Economy class With RF	3,944.03749236 passenger.km	2024-01-01	2024-12-31	Defra	2025	Tier 1	AR5	0	0	0	0.43053113	
Hitit Headquarter	Air Travel International, to/from non-UK Economy class With RF	6,056.67202254 passenger.km	2024-01-01	2024-12-31	Defra	2025	Tier 1	AR5	0	0	0	0.66114632	

Facility	Emission Source	Activity Data	Start Date	End Date	EF Reference	EF Year	Tier Quality	AR	tCO <sub>2</sub>	tCH <sub>4</sub>	tN <sub>2</sub> O	tCO <sub>2</sub> e	Description
Hitit Headquarter	Air Travel International, to/from non-UK Economy class With RF	7,212.70175066 passenger.km	2024-01-01	2024-12-31	Defra	2025	Tier 1	AR5	0	0	0	0.78733852	
Hitit Headquarter	Air Travel International, to/from non-UK Economy class With RF	12,268.64632131 passenger.km	2024-01-01	2024-12-31	Defra	2025	Tier 1	AR5	0	0	0	1.33924543	
Hitit Headquarter	Air Travel International, to/from non-UK Economy class With RF	9,585.06829839 passenger.km	2024-01-01	2024-12-31	Defra	2025	Tier 1	AR5	0	0	0	1.04630606	
Hitit Headquarter	Air Travel International, to/from non-UK Economy class With RF	4,560.98318892 passenger.km	2024-01-01	2024-12-31	Defra	2025	Tier 1	AR5	0	0	0	0.49787692	
Hitit Headquarter	Air Travel International, to/from non-UK Economy class With RF	753.74634237 passenger.km	2024-01-01	2024-12-31	Defra	2025	Tier 1	AR5	0	0	0	0.08227895	
Hitit Headquarter	Air Travel International, to/from non-UK Economy class With RF	753.74634237 passenger.km	2024-01-01	2024-12-31	Defra	2025	Tier 1	AR5	0	0	0	0.08227895	
Hitit Headquarter	Air Travel International, to/from non-UK Economy class With RF	19,170.13659679 passenger.km	2024-01-01	2024-12-31	Defra	2025	Tier 1	AR5	0	0	0	2.09261211	
Hitit Headquarter	Air Travel International, to/from non-UK Economy class With RF	3,785.87568853 passenger.km	2024-01-01	2024-12-31	Defra	2025	Tier 1	AR5	0	0	0	0.41326619	
Hitit Headquarter	Air Travel International, to/from non-UK Economy class With RF	4,700.28212985 passenger.km	2024-01-01	2024-12-31	Defra	2025	Tier 1	AR5	0	0	0	0.5130828	
Hitit Headquarter	Air Travel International, to/from non-UK Economy class With RF	2,272.64347553 passenger.km	2024-01-01	2024-12-31	Defra	2025	Tier 1	AR5	0	0	0	0.24808176	
Hitit Headquarter	Air Travel International, to/from non-UK Economy class With RF	2,251.50847039 passenger.km	2024-01-01	2024-12-31	Defra	2025	Tier 1	AR5	0	0	0	0.24577466	
Hitit Headquarter	Air Travel International, to/from non-UK Business class With RF	10,918.99531185 passenger.km	2024-01-01	2024-12-31	Defra	2025	Tier 1	AR5	0	0	0	3.45651716	
Hitit Headquarter	Air Travel International, to/from non-UK Economy class With RF	2,181.74744866 passenger.km	2024-01-01	2024-12-31	Defra	2025	Tier 1	AR5	0	0	0	0.23815955	

Facility	Emission Source	Activity Data	Start Date	End Date	EF Reference	EF Year	Tier Quality	AR	tCO <sub>2</sub>	tCH <sub>4</sub>	tN <sub>2</sub> O	tCO <sub>2</sub> e	Description
Hitit Headquarter	Air Travel International, to/from non-UK Economy class With RF	1,108.6473094 passenger.km	2024-01-01	2024-12-31	Defra	2025	Tier 1	AR5	0	0	0	0.12101994	
Hitit Headquarter	Air Travel International, to/from non-UK Economy class With RF	2,183.75780988 passenger.km	2024-01-01	2024-12-31	Defra	2025	Tier 1	AR5	0	0	0	0.238379	
Hitit Headquarter	Air Travel International, to/from non-UK Economy class With RF	15,024.36137606 passenger.km	2024-01-01	2024-12-31	Defra	2025	Tier 1	AR5	0	0	0	1.64005929	
Hitit Headquarter	Air Travel International, to/from non-UK Economy class With RF	7,888.07498471 passenger.km	2024-01-01	2024-12-31	Defra	2025	Tier 1	AR5	0	0	0	0.86106227	
Hitit Headquarter	Air Travel International, to/from non-UK Economy class With RF	591.58331198 passenger.km	2024-01-01	2024-12-31	Defra	2025	Tier 1	AR5	0	0	0	0.06457723	
Hitit Headquarter	Air Travel International, to/from non-UK Economy class With RF	2,251.50847039 passenger.km	2024-01-01	2024-12-31	Defra	2025	Tier 1	AR5	0	0	0	0.24577466	
Hitit Headquarter	Air Travel International, to/from non-UK Economy class With RF	5,934.99981471 passenger.km	2024-01-01	2024-12-31	Defra	2025	Tier 1	AR5	0	0	0	0.64786458	
Hitit Headquarter	Air Travel International, to/from non-UK Economy class With RF	16,780.96529281 passenger.km	2024-01-01	2024-12-31	Defra	2025	Tier 1	AR5	0	0	0	1.83181017	
Hitit Headquarter	Air Travel International, to/from non-UK Economy class With RF	16,780.96529281 passenger.km	2024-01-01	2024-12-31	Defra	2025	Tier 1	AR5	0	0	0	1.83181017	
Hitit Headquarter	Air Travel International, to/from non-UK Economy class With RF	2,280.49159446 passenger.km	2024-01-01	2024-12-31	Defra	2025	Tier 1	AR5	0	0	0	0.24893846	
Hitit Headquarter	Air Travel International, to/from non-UK Business class With RF	898.69199444 passenger.km	2024-01-01	2024-12-31	Defra	2025	Tier 1	AR5	0	0	0	0.28448994	
Hitit Headquarter	Air Travel International, to/from non-UK Economy class With RF	4,829.7335403 passenger.km	2024-01-01	2024-12-31	Defra	2025	Tier 1	AR5	0	0	0	0.52721371	
Hitit Headquarter	Air Travel International, to/from non-UK Economy class With RF	898.69199444 passenger.km	2024-01-01	2024-12-31	Defra	2025	Tier 1	AR5	0	0	0	0.09810122	

Facility	Emission Source	Activity Data	Start Date	End Date	EF Reference	EF Year	Tier Quality	AR	tCO <sub>2</sub>	tCH <sub>4</sub>	tN <sub>2</sub> O	tCO <sub>2</sub> e	Description
Hitit Headquarter	Air Travel International, to/from non-UK Business class With RF	2,747.06099081 passenger.km	2024-01-01	2024-12-31	Defra	2025	Tier 1	AR5	0	0	0	0.86960963	
Hitit Headquarter	Air Travel International, to/from non-UK Economy class With RF	902.48391977 passenger.km	2024-01-01	2024-12-31	Defra	2025	Tier 1	AR5	0	0	0	0.09851514	
Hitit Headquarter	Air Travel International, to/from non-UK Economy class With RF	902.48391977 passenger.km	2024-01-01	2024-12-31	Defra	2025	Tier 1	AR5	0	0	0	0.09851514	
Hitit Headquarter	Air Travel International, to/from non-UK Economy class With RF	2,132.24516667 passenger.km	2024-01-01	2024-12-31	Defra	2025	Tier 1	AR5	0	0	0	0.23275588	
Hitit Headquarter	Air Travel International, to/from non-UK Economy class With RF	6,827.93510552 passenger.km	2024-01-01	2024-12-31	Defra	2025	Tier 1	AR5	0	0	0	0.7453374	
Hitit Headquarter	Air Travel International, to/from non-UK Business class With RF	7,140.69050404 passenger.km	2024-01-01	2024-12-31	Defra	2025	Tier 1	AR5	0	0	0	2.26045699	
Hitit Headquarter	Air Travel International, to/from non-UK Economy class With RF	14,836.24055039 passenger.km	2024-01-01	2024-12-31	Defra	2025	Tier 1	AR5	0	0	0	1.61952402	
Hitit Headquarter	Air Travel International, to/from non-UK Economy class With RF	2,747.06099081 passenger.km	2024-01-01	2024-12-31	Defra	2025	Tier 1	AR5	0	0	0	0.29986918	
Hitit Headquarter	Air Travel International, to/from non-UK Economy class With RF	7,888.07498471 passenger.km	2024-01-01	2024-12-31	Defra	2025	Tier 1	AR5	0	0	0	0.86106227	
Hitit Headquarter	Air Travel International, to/from non-UK Economy class With RF	10,918.99531185 passenger.km	2024-01-01	2024-12-31	Defra	2025	Tier 1	AR5	0	0	0	1.19191753	
Hitit Headquarter	Air Travel International, to/from non-UK Economy class With RF	10,918.99531185 passenger.km	2024-01-01	2024-12-31	Defra	2025	Tier 1	AR5	0	0	0	1.19191753	
Hitit Headquarter	Air Travel International, to/from non-UK Economy class With RF	10,918.99531185 passenger.km	2024-01-01	2024-12-31	Defra	2025	Tier 1	AR5	0	0	0	1.19191753	
Hitit Headquarter	Air Travel International, to/from non-UK Economy class With RF	10,918.99531185 passenger.km	2024-01-01	2024-12-31	Defra	2025	Tier 1	AR5	0	0	0	1.19191753	

Facility	Emission Source	Activity Data	Start Date	End Date	EF Reference	EF Year	Tier Quality	AR	tCO <sub>2</sub>	tCH <sub>4</sub>	tN <sub>2</sub> O	tCO <sub>2</sub> e	Description
Hitit Headquarter	Air Travel International, to/from non-UK Economy class With RF	1,350.47725506 passenger.km	2024-01-01	2024-12-31	Defra	2025	Tier 1	AR5	0	0	0	0.1474181	
Hitit Headquarter	Air Travel International, to/from non-UK Economy class With RF	646.25555184 passenger.km	2024-01-01	2024-12-31	Defra	2025	Tier 1	AR5	0	0	0	0.07054526	
Hitit Headquarter	Air Travel International, to/from non-UK Economy class With RF	646.25555184 passenger.km	2024-01-01	2024-12-31	Defra	2025	Tier 1	AR5	0	0	0	0.07054526	
Hitit Headquarter	Air Travel International, to/from non-UK Economy class With RF	343.46488916 passenger.km	2024-01-01	2024-12-31	Defra	2025	Tier 1	AR5	0	0	0	0.03749263	
Hitit Headquarter	Air Travel International, to/from non-UK Economy class With RF	717.14125225 passenger.km	2024-01-01	2024-12-31	Defra	2025	Tier 1	AR5	0	0	0	0.07828314	
Hitit Headquarter	Air Travel International, to/from non-UK Economy class With RF	2,274.92294797 passenger.km	2024-01-01	2024-12-31	Defra	2025	Tier 1	AR5	0	0	0	0.24833059	
Hitit Headquarter	Air Travel International, to/from non-UK Economy class With RF	2,274.92294797 passenger.km	2024-01-01	2024-12-31	Defra	2025	Tier 1	AR5	0	0	0	0.24833059	
Hitit Headquarter	Air Travel International, to/from non-UK Economy class With RF	2,274.92294797 passenger.km	2024-01-01	2024-12-31	Defra	2025	Tier 1	AR5	0	0	0	0.24833059	
Hitit Headquarter	Air Travel International, to/from non-UK Economy class With RF	15,024.36137606 passenger.km	2024-01-01	2024-12-31	Defra	2025	Tier 1	AR5	0	0	0	1.64005929	
Hitit Headquarter	Air Travel International, to/from non-UK Economy class With RF	15,024.36137606 passenger.km	2024-01-01	2024-12-31	Defra	2025	Tier 1	AR5	0	0	0	1.64005929	
Hitit Headquarter	Air Travel International, to/from non-UK Economy class With RF	15,024.36137606 passenger.km	2024-01-01	2024-12-31	Defra	2025	Tier 1	AR5	0	0	0	1.64005929	
Hitit Headquarter	Air Travel International, to/from non-UK Economy class With RF	358.57062613 passenger.km	2024-01-01	2024-12-31	Defra	2025	Tier 1	AR5	0	0	0	0.03914157	
Hitit Headquarter	Air Travel International, to/from non-UK Economy class With RF	1,130.88973394 passenger.km	2024-01-01	2024-12-31	Defra	2025	Tier 1	AR5	0	0	0	0.12344792	

Facility	Emission Source	Activity Data	Start Date	End Date	EF Reference	EF Year	Tier Quality	AR	tCO <sub>2</sub>	tCH <sub>4</sub>	tN <sub>2</sub> O	tCO <sub>2</sub> e	Description
Hitit Headquarter	Air Travel International, to/from non-UK Economy class With RF	1,130.88973394 passenger.km	2024-01-01	2024-12-31	Defra	2025	Tier 1	AR5	0	0	0	0.12344792	
Hitit Headquarter	Air Travel International, to/from non-UK Economy class With RF	260.26397927 passenger.km	2024-01-01	2024-12-31	Defra	2025	Tier 1	AR5	0	0	0	0.02841042	
Hitit Headquarter	Air Travel International, to/from non-UK Business class With RF	712.83815272 passenger.km	2024-01-01	2024-12-31	Defra	2025	Tier 1	AR5	0	0	0	0.22565605	
Hitit Headquarter	Air Travel International, to/from non-UK Business class With RF	4,560.98318892 passenger.km	2024-01-01	2024-12-31	Defra	2025	Tier 1	AR5	0	0	0	1.44382484	
Hitit Headquarter	Air Travel International, to/from non-UK Economy class With RF	8,112.76877549 passenger.km	2024-01-01	2024-12-31	Defra	2025	Tier 1	AR5	0	0	0	0.88558984	
Hitit Headquarter	Air Travel International, to/from non-UK Economy class With RF	1,167.57910081 passenger.km	2024-01-01	2024-12-31	Defra	2025	Tier 1	AR5	0	0	0	0.12745293	
Hitit Headquarter	Air Travel International, to/from non-UK Economy class With RF	16,011.74673024 passenger.km	2024-01-01	2024-12-31	Defra	2025	Tier 1	AR5	0	0	0	1.74784227	
Hitit Headquarter	Air Travel International, to/from non-UK Economy class With RF	3,800.03820566 passenger.km	2024-01-01	2024-12-31	Defra	2025	Tier 1	AR5	0	0	0	0.41481217	
Hitit Headquarter	Air Travel International, to/from non-UK Economy class With RF	8,681.93273455 passenger.km	2024-01-01	2024-12-31	Defra	2025	Tier 1	AR5	0	0	0	0.94771978	
Hitit Headquarter	Air Travel International, to/from non-UK Economy class With RF	14,836.24055039 passenger.km	2024-01-01	2024-12-31	Defra	2025	Tier 1	AR5	0	0	0	1.61952402	
Hitit Headquarter	Air Travel International, to/from non-UK Economy class With RF	926.18336564 passenger.km	2024-01-01	2024-12-31	Defra	2025	Tier 1	AR5	0	0	0	0.10110218	
Hitit Headquarter	Air Travel International, to/from non-UK Economy class With RF	8,565.84780337 passenger.km	2024-01-01	2024-12-31	Defra	2025	Tier 1	AR5	0	0	0	0.93504795	
Hitit Headquarter	Air Travel International, to/from non-UK Economy class With RF	2,943.36010657 passenger.km	2024-01-01	2024-12-31	Defra	2025	Tier 1	AR5	0	0	0	0.32129719	

Facility	Emission Source	Activity Data	Start Date	End Date	EF Reference	EF Year	Tier Quality	AR	tCO <sub>2</sub>	tCH <sub>4</sub>	tN <sub>2</sub> O	tCO <sub>2</sub> e	Description
Hitit Headquarter	Air Travel International, to/from non-UK Economy class With RF	11,574.80772667 passenger.km	2024-01-01	2024-12-31	Defra	2025	Tier 1	AR5	0	0	0	1.26350601	
Hitit Headquarter	Air Travel International, to/from non-UK Economy class With RF	11,574.80772667 passenger.km	2024-01-01	2024-12-31	Defra	2025	Tier 1	AR5	0	0	0	1.26350601	
Hitit Headquarter	Air Travel International, to/from non-UK Economy class With RF	11,574.80772667 passenger.km	2024-01-01	2024-12-31	Defra	2025	Tier 1	AR5	0	0	0	1.26350601	
Hitit Headquarter	Air Travel International, to/from non-UK Economy class With RF	4,359.55840108 passenger.km	2024-01-01	2024-12-31	Defra	2025	Tier 1	AR5	0	0	0	0.4758894	
Hitit Headquarter	Air Travel International, to/from non-UK Economy class With RF	4,378.56614192 passenger.km	2024-01-01	2024-12-31	Defra	2025	Tier 1	AR5	0	0	0	0.47796428	
Hitit Headquarter	Air Travel International, to/from non-UK Economy class With RF	4,266.08103509 passenger.km	2024-01-01	2024-12-31	Defra	2025	Tier 1	AR5	0	0	0	0.46568541	
Hitit Headquarter	Air Travel International, to/from non-UK Economy class With RF	4,266.08103509 passenger.km	2024-01-01	2024-12-31	Defra	2025	Tier 1	AR5	0	0	0	0.46568541	
Hitit Headquarter	Air Travel International, to/from non-UK Economy class With RF	16,078.75774781 passenger.km	2024-01-01	2024-12-31	Defra	2025	Tier 1	AR5	0	0	0	1.7551572	
Hitit Headquarter	Air Travel International, to/from non-UK Economy class With RF	17,905.25076896 passenger.km	2024-01-01	2024-12-31	Defra	2025	Tier 1	AR5	0	0	0	1.95453717	
Hitit Headquarter	Air Travel International, to/from non-UK Economy class With RF	8,952.62538448 passenger.km	2024-01-01	2024-12-31	Defra	2025	Tier 1	AR5	0	0	0	0.97726859	
Hitit Headquarter	Air Travel International, to/from non-UK Economy class With RF	9,585.06829839 passenger.km	2024-01-01	2024-12-31	Defra	2025	Tier 1	AR5	0	0	0	1.04630606	
Hitit Headquarter	Air Travel International, to/from non-UK Economy class With RF	358.57062613 passenger.km	2024-01-01	2024-12-31	Defra	2025	Tier 1	AR5	0	0	0	0.03914157	
Hitit Headquarter	Air Travel International, to/from non-UK Economy class With RF	343.46488916 passenger.km	2024-01-01	2024-12-31	Defra	2025	Tier 1	AR5	0	0	0	0.03749263	

Facility	Emission Source	Activity Data	Start Date	End Date	EF Reference	EF Year	Tier Quality	AR	tCO <sub>2</sub>	tCH <sub>4</sub>	tN <sub>2</sub> O	tCO <sub>2</sub> e	Description
Hitit Headquarter	Air Travel International, to/from non-UK Economy class With RF	753.74634237 passenger.km	2024-01-01	2024-12-31	Defra	2025	Tier 1	AR5	0	0	0	0.08227895	
Hitit Headquarter	Air Travel International, to/from non-UK Economy class With RF	9,971.76568435 passenger.km	2024-01-01	2024-12-31	Defra	2025	Tier 1	AR5	0	0	0	1.08851794	
Hitit Headquarter	Air Travel International, to/from non-UK Economy class With RF	6,056.67202254 passenger.km	2024-01-01	2024-12-31	Defra	2025	Tier 1	AR5	0	0	0	0.66114632	
Hitit Headquarter	Air Travel International, to/from non-UK Economy class With RF	343.46488916 passenger.km	2024-01-01	2024-12-31	Defra	2025	Tier 1	AR5	0	0	0	0.03749263	
Hitit Headquarter	Air Travel International, to/from non-UK Economy class With RF	9,377.75422885 passenger.km	2024-01-01	2024-12-31	Defra	2025	Tier 1	AR5	0	0	0	1.02367565	
Hitit Headquarter	Air Travel International, to/from non-UK Economy class With RF	379.70563126 passenger.km	2024-01-01	2024-12-31	Defra	2025	Tier 1	AR5	0	0	0	0.04144867	
Hitit Headquarter	Air Travel International, to/from non-UK Economy class With RF	379.70563126 passenger.km	2024-01-01	2024-12-31	Defra	2025	Tier 1	AR5	0	0	0	0.04144867	
Hitit Headquarter	Air Travel International, to/from non-UK Economy class With RF	379.70563126 passenger.km	2024-01-01	2024-12-31	Defra	2025	Tier 1	AR5	0	0	0	0.04144867	
Hitit Headquarter	Air Travel International, to/from non-UK Economy class With RF	8,005.87336512 passenger.km	2024-01-01	2024-12-31	Defra	2025	Tier 1	AR5	0	0	0	0.87392114	
Hitit Headquarter	Air Travel International, to/from non-UK Economy class With RF	7,371.47200531 passenger.km	2024-01-01	2024-12-31	Defra	2025	Tier 1	AR5	0	0	0	0.80466988	
Hitit Headquarter	Air Travel International, to/from non-UK Economy class With RF	16,078.75774781 passenger.km	2024-01-01	2024-12-31	Defra	2025	Tier 1	AR5	0	0	0	1.7551572	
Hitit Headquarter	Air Travel International, to/from non-UK Economy class With RF	9,585.06829839 passenger.km	2024-01-01	2024-12-31	Defra	2025	Tier 1	AR5	0	0	0	1.04630606	
Hitit Headquarter	Air Travel International, to/from non-UK Economy class With RF	7,888.07498471 passenger.km	2024-01-01	2024-12-31	Defra	2025	Tier 1	AR5	0	0	0	0.86106227	

Facility	Emission Source	Activity Data	Start Date	End Date	EF Reference	EF Year	Tier Quality	AR	tCO <sub>2</sub>	tCH <sub>4</sub>	tN <sub>2</sub> O	tCO <sub>2</sub> e	Description
Hitit Headquarter	Air Travel International, to/from non-UK Economy class With RF	379.70563126 passenger.km	2024-01-01	2024-12-31	Defra	2025	Tier 1	AR5	0	0	0	0.04144867	
Hitit Headquarter	Air Travel International, to/from non-UK Economy class With RF	15,048.84270366 passenger.km	2024-01-01	2024-12-31	Defra	2025	Tier 1	AR5	0	0	0	1.64273167	
Hitit Headquarter	Air Travel International, to/from non-UK Economy class With RF	15,048.84270366 passenger.km	2024-01-01	2024-12-31	Defra	2025	Tier 1	AR5	0	0	0	1.64273167	
Hitit Headquarter	Air Travel International, to/from non-UK Economy class With RF	4,367.51561976 passenger.km	2024-01-01	2024-12-31	Defra	2025	Tier 1	AR5	0	0	0	0.47675801	
Hitit Headquarter	Air Travel International, to/from non-UK Economy class With RF	5,785.16265711 passenger.km	2024-01-01	2024-12-31	Defra	2025	Tier 1	AR5	0	0	0	0.63150836	
Hitit Headquarter	Air Travel International, to/from non-UK Economy class With RF	2,246.48770794 passenger.km	2024-01-01	2024-12-31	Defra	2025	Tier 1	AR5	0	0	0	0.2452266	
Hitit Headquarter	Air Travel International, to/from non-UK Economy class With RF	2,967.49990736 passenger.km	2024-01-01	2024-12-31	Defra	2025	Tier 1	AR5	0	0	0	0.32393229	
Hitit Headquarter	Air Travel International, to/from non-UK Economy class With RF	2,977.46907664 passenger.km	2024-01-01	2024-12-31	Defra	2025	Tier 1	AR5	0	0	0	0.32502052	
Hitit Headquarter	Air Travel International, to/from non-UK Economy class With RF	2,266.83865118 passenger.km	2024-01-01	2024-12-31	Defra	2025	Tier 1	AR5	0	0	0	0.24744811	
Hitit Headquarter	Air Travel International, to/from non-UK Economy class With RF	712.83815272 passenger.km	2024-01-01	2024-12-31	Defra	2025	Tier 1	AR5	0	0	0	0.07781341	
Hitit Headquarter	Air Travel International, to/from non-UK Economy class With RF	3,800.03820566 passenger.km	2024-01-01	2024-12-31	Defra	2025	Tier 1	AR5	0	0	0	0.41481217	
Hitit Headquarter	Air Travel International, to/from non-UK Economy class With RF	2,967.49990736 passenger.km	2024-01-01	2024-12-31	Defra	2025	Tier 1	AR5	0	0	0	0.32393229	
Hitit Headquarter	Air Travel International, to/from non-UK Economy class With RF	6,056.67202254 passenger.km	2024-01-01	2024-12-31	Defra	2025	Tier 1	AR5	0	0	0	0.66114632	

Facility	Emission Source	Activity Data	Start Date	End Date	EF Reference	EF Year	Tier Quality	AR	tCO <sub>2</sub>	tCH <sub>4</sub>	tN <sub>2</sub> O	tCO <sub>2</sub> e	Description
Hitit Headquarter	Air Travel International, to/from non-UK Economy class With RF	3,339.07854243 passenger.km	2024-01-01	2024-12-31	Defra	2025	Tier 1	AR5	0	0	0	0.36449381	
Hitit Headquarter	Air Travel International, to/from non-UK Economy class With RF	3,339.07854243 passenger.km	2024-01-01	2024-12-31	Defra	2025	Tier 1	AR5	0	0	0	0.36449381	
Hitit Headquarter	Air Travel International, to/from non-UK Economy class With RF	3,339.07854243 passenger.km	2024-01-01	2024-12-31	Defra	2025	Tier 1	AR5	0	0	0	0.36449381	
Hitit Headquarter	Air Travel International, to/from non-UK Business class With RF	7,888.07498471 passenger.km	2024-01-01	2024-12-31	Defra	2025	Tier 1	AR5	0	0	0	2.49704902	
Hitit Headquarter	Air Travel International, to/from non-UK Economy class With RF	937.48922595 passenger.km	2024-01-01	2024-12-31	Defra	2025	Tier 1	AR5	0	0	0	0.10233632	
Hitit Headquarter	Air Travel International, to/from non-UK Economy class With RF	16,011.74673024 passenger.km	2024-01-01	2024-12-31	Defra	2025	Tier 1	AR5	0	0	0	1.74784227	
Hitit Headquarter	Air Travel International, to/from non-UK Economy class With RF	759.41126252 passenger.km	2024-01-01	2024-12-31	Defra	2025	Tier 1	AR5	0	0	0	0.08289733	
Hitit Headquarter	Air Travel International, to/from non-UK Economy class With RF	759.41126252 passenger.km	2024-01-01	2024-12-31	Defra	2025	Tier 1	AR5	0	0	0	0.08289733	
Hitit Headquarter	Air Travel International, to/from non-UK Economy class With RF	759.41126252 passenger.km	2024-01-01	2024-12-31	Defra	2025	Tier 1	AR5	0	0	0	0.08289733	
Hitit Headquarter	Air Travel International, to/from non-UK Economy class With RF	759.41126252 passenger.km	2024-01-01	2024-12-31	Defra	2025	Tier 1	AR5	0	0	0	0.08289733	
Hitit Headquarter	Air Travel International, to/from non-UK Business class With RF	4,560.98318892 passenger.km	2024-01-01	2024-12-31	Defra	2025	Tier 1	AR5	0	0	0	1.44382484	
Hitit Headquarter	Air Travel International, to/from non-UK Business class With RF	4,560.98318892 passenger.km	2024-01-01	2024-12-31	Defra	2025	Tier 1	AR5	0	0	0	1.44382484	
Hitit Headquarter	Air Travel International, to/from non-UK Economy class With RF	14,742.04470197 passenger.km	2024-01-01	2024-12-31	Defra	2025	Tier 1	AR5	0	0	0	1.6092416	

Facility	Emission Source	Activity Data	Start Date	End Date	EF Reference	EF Year	Tier Quality	AR	tCO <sub>2</sub>	tCH <sub>4</sub>	tN <sub>2</sub> O	tCO <sub>2</sub> e	Description
Hitit Headquarter	Air Travel International, to/from non-UK Economy class With RF	2,525.90459634 passenger.km	2024-01-01	2024-12-31	Defra	2025	Tier 1	AR5	0	0	0	0.27572775	
Hitit Headquarter	Air Travel International, to/from non-UK Economy class With RF	1,507.49268475 passenger.km	2024-01-01	2024-12-31	Defra	2025	Tier 1	AR5	0	0	0	0.1645579	
Hitit Headquarter	Air Travel International, to/from non-UK Economy class With RF	507.30308839 passenger.km	2024-01-01	2024-12-31	Defra	2025	Tier 1	AR5	0	0	0	0.05537721	
Hitit Headquarter	Air Travel International, to/from non-UK Economy class With RF	467.55232322 passenger.km	2024-01-01	2024-12-31	Defra	2025	Tier 1	AR5	0	0	0	0.05103801	
Hitit Headquarter	Air Travel International, to/from non-UK Economy class With RF	323.12777592 passenger.km	2024-01-01	2024-12-31	Defra	2025	Tier 1	AR5	0	0	0	0.03527263	
Hitit Headquarter	Air Travel International, to/from non-UK Economy class With RF	1,507.49268475 passenger.km	2024-01-01	2024-12-31	Defra	2025	Tier 1	AR5	0	0	0	0.1645579	
Hitit Headquarter	Air Travel International, to/from non-UK Economy class With RF	19,170.13659679 passenger.km	2024-01-01	2024-12-31	Defra	2025	Tier 1	AR5	0	0	0	2.09261211	
Hitit Headquarter	Air Travel International, to/from non-UK Economy class With RF	467.55232322 passenger.km	2024-01-01	2024-12-31	Defra	2025	Tier 1	AR5	0	0	0	0.05103801	
Hitit Headquarter	Air Travel International, to/from non-UK Economy class With RF	2,548.78518591 passenger.km	2024-01-01	2024-12-31	Defra	2025	Tier 1	AR5	0	0	0	0.27822539	
Hitit Headquarter	Air Travel International, to/from non-UK Economy class With RF	1,501.7767605 passenger.km	2024-01-01	2024-12-31	Defra	2025	Tier 1	AR5	0	0	0	0.16393395	
Hitit Headquarter	Air Travel International, to/from non-UK Economy class With RF	3,944.03749236 passenger.km	2024-01-01	2024-12-31	Defra	2025	Tier 1	AR5	0	0	0	0.43053113	
Hitit Headquarter	Air Travel International, to/from non-UK Economy class With RF	1,787.08395347 passenger.km	2024-01-01	2024-12-31	Defra	2025	Tier 1	AR5	0	0	0	0.19507808	
Hitit Headquarter	Air Travel International, to/from non-UK Economy class With RF	10,818.83111317 passenger.km	2024-01-01	2024-12-31	Defra	2025	Tier 1	AR5	0	0	0	1.1809836	

Facility	Emission Source	Activity Data	Start Date	End Date	EF Reference	EF Year	Tier Quality	AR	tCO <sub>2</sub>	tCH <sub>4</sub>	tN <sub>2</sub> O	tCO <sub>2</sub> e	Description
Hitit Headquarter	Air Travel International, to/from non-UK Economy class With RF	2,280.49159446 passenger.km	2024-01-01	2024-12-31	Defra	2025	Tier 1	AR5	0	0	0	0.24893846	
Hitit Headquarter	Air Travel International, to/from non-UK Economy class With RF	941.45107891 passenger.km	2024-01-01	2024-12-31	Defra	2025	Tier 1	AR5	0	0	0	0.1027688	
Hitit Headquarter	Air Travel International, to/from non-UK Economy class With RF	1,976.7648907 passenger.km	2024-01-01	2024-12-31	Defra	2025	Tier 1	AR5	0	0	0	0.21578366	
Hitit Headquarter	Air Travel International, to/from non-UK Economy class With RF	941.45107891 passenger.km	2024-01-01	2024-12-31	Defra	2025	Tier 1	AR5	0	0	0	0.1027688	
Hitit Headquarter	Air Travel International, to/from non-UK Economy class With RF	941.45107891 passenger.km	2024-01-01	2024-12-31	Defra	2025	Tier 1	AR5	0	0	0	0.1027688	
Hitit Headquarter	Air Travel International, to/from non-UK Economy class With RF	17,359.09891298 passenger.km	2024-01-01	2024-12-31	Defra	2025	Tier 1	AR5	0	0	0	1.89491924	
Hitit Headquarter	Air Travel International, to/from non-UK Business class With RF	323.12777592 passenger.km	2024-01-01	2024-12-31	Defra	2025	Tier 1	AR5	0	0	0	0.10228933	
Hitit Headquarter	Air Travel International, to/from non-UK Business class With RF	10,701.70463867 passenger.km	2024-01-01	2024-12-31	Defra	2025	Tier 1	AR5	0	0	0	3.38773162	
Hitit Headquarter	Air Travel International, to/from non-UK Economy class With RF	7,815.76245112 passenger.km	2024-01-01	2024-12-31	Defra	2025	Tier 1	AR5	0	0	0	0.85316863	
Hitit Headquarter	Air Travel International, to/from non-UK Economy class With RF	8,543.80443965 passenger.km	2024-01-01	2024-12-31	Defra	2025	Tier 1	AR5	0	0	0	0.93264169	
Hitit Headquarter	Air Travel International, to/from non-UK Economy class With RF	851.85170786 passenger.km	2024-01-01	2024-12-31	Defra	2025	Tier 1	AR5	0	0	0	0.09298813	
Hitit Headquarter	Air Travel International, to/from non-UK Economy class With RF	16,775.69618912 passenger.km	2024-01-01	2024-12-31	Defra	2025	Tier 1	AR5	0	0	0	1.831235	
Hitit Headquarter	Air Travel International, to/from non-UK Economy class With RF	16,775.69618912 passenger.km	2024-01-01	2024-12-31	Defra	2025	Tier 1	AR5	0	0	0	1.831235	

Facility	Emission Source	Activity Data	Start Date	End Date	EF Reference	EF Year	Tier Quality	AR	tCO <sub>2</sub>	tCH <sub>4</sub>	tN <sub>2</sub> O	tCO <sub>2</sub> e	Description
Hitit Headquarter	Air Travel International, to/from non-UK Economy class With RF	22,782.96120294 passenger.km	2024-01-01	2024-12-31	Defra	2025	Tier 1	AR5	0	0	0	2.48698804	
Hitit Headquarter	Air Travel International, to/from non-UK Economy class With RF	358.57062613 passenger.km	2024-01-01	2024-12-31	Defra	2025	Tier 1	AR5	0	0	0	0.03914157	
Hitit Headquarter	Air Travel International, to/from non-UK Business class With RF	686.92977831 passenger.km	2024-01-01	2024-12-31	Defra	2025	Tier 1	AR5	0	0	0	0.21745449	
Hitit Headquarter	Air Travel International, to/from non-UK Economy class With RF	926.18336564 passenger.km	2024-01-01	2024-12-31	Defra	2025	Tier 1	AR5	0	0	0	0.10110218	
Hitit Headquarter	Air Travel International, to/from non-UK Economy class With RF	686.92977831 passenger.km	2024-01-01	2024-12-31	Defra	2025	Tier 1	AR5	0	0	0	0.07498525	
Hitit Headquarter	Air Travel International, to/from non-UK Economy class With RF	712.83815272 passenger.km	2024-01-01	2024-12-31	Defra	2025	Tier 1	AR5	0	0	0	0.07781341	
Hitit Headquarter	Air Travel International, to/from non-UK Economy class With RF	3,339.07854243 passenger.km	2024-01-01	2024-12-31	Defra	2025	Tier 1	AR5	0	0	0	0.36449381	
Hitit Headquarter	Air Travel International, to/from non-UK Economy class With RF	7,400.1595409 passenger.km	2024-01-01	2024-12-31	Defra	2025	Tier 1	AR5	0	0	0	0.80780142	
Hitit Headquarter	Air Travel International, to/from non-UK Economy class With RF	16,011.74673024 passenger.km	2024-01-01	2024-12-31	Defra	2025	Tier 1	AR5	0	0	0	1.74784227	
Hitit Headquarter	Air Travel International, to/from non-UK Economy class With RF	16,926.15317156 passenger.km	2024-01-01	2024-12-31	Defra	2025	Tier 1	AR5	0	0	0	1.84765888	
Hitit Headquarter	Air Travel International, to/from non-UK Economy class With RF	16,771.15799276 passenger.km	2024-01-01	2024-12-31	Defra	2025	Tier 1	AR5	0	0	0	1.83073961	
Hitit Headquarter	Air Travel International, to/from non-UK Economy class With RF	4,560.98318892 passenger.km	2024-01-01	2024-12-31	Defra	2025	Tier 1	AR5	0	0	0	0.49787692	
Hitit Headquarter	Air Travel International, to/from non-UK Economy class With RF	323.12777592 passenger.km	2024-01-01	2024-12-31	Defra	2025	Tier 1	AR5	0	0	0	0.03527263	

Facility	Emission Source	Activity Data	Start Date	End Date	EF Reference	EF Year	Tier Quality	AR	tCO <sub>2</sub>	tCH <sub>4</sub>	tN <sub>2</sub> O	tCO <sub>2</sub> e	Description
Hitit Headquarter	Air Travel International, to/from non-UK Economy class With RF	7,843.63225432 passenger.km	2024-01-01	2024-12-31	Defra	2025	Tier 1	AR5	0	0	0	0.8562109	
Hitit Headquarter	Air Travel International, to/from non-UK Economy class With RF	343.46488916 passenger.km	2024-01-01	2024-12-31	Defra	2025	Tier 1	AR5	0	0	0	0.03749263	
Hitit Headquarter	Air Travel International, to/from non-UK Economy class With RF	717.14125225 passenger.km	2024-01-01	2024-12-31	Defra	2025	Tier 1	AR5	0	0	0	0.07828314	
The Netherlands Office	Air Travel International, to/from non-UK Business class With RF	19,120.84298844 passenger.km	2024-01-01	2024-12-31	Defra	2025	Tier 1	AR5	0	0	0	6.05289406	
The Netherlands Office	Air Travel International, to/from non-UK Economy class With RF	4,492.97541587 passenger.km	2024-01-01	2024-12-31	Defra	2025	Tier 1	AR5	0	0	0	0.4904532	
The Netherlands Office	Air Travel International, to/from non-UK Economy class With RF	1,363.98610503 passenger.km	2024-01-01	2024-12-31	Defra	2025	Tier 1	AR5	0	0	0	0.14889272	
The Netherlands Office	Air Travel International, to/from non-UK Economy class With RF	1,480.69781463 passenger.km	2024-01-01	2024-12-31	Defra	2025	Tier 1	AR5	0	0	0	0.16163297	
The Netherlands Office	Air Travel International, to/from non-UK Economy class With RF	1,493.70273664 passenger.km	2024-01-01	2024-12-31	Defra	2025	Tier 1	AR5	0	0	0	0.16305259	
The Netherlands Office	Air Travel International, to/from non-UK Economy class With RF	1,363.98610503 passenger.km	2024-01-01	2024-12-31	Defra	2025	Tier 1	AR5	0	0	0	0.14889272	
The Netherlands Office	Air Travel International, to/from non-UK Economy class With RF	681.99305251 passenger.km	2024-01-01	2024-12-31	Defra	2025	Tier 1	AR5	0	0	0	0.07444636	
The Netherlands Office	Air Travel International, to/from non-UK Economy class With RF	1,952.96832461 passenger.km	2024-01-01	2024-12-31	Defra	2025	Tier 1	AR5	0	0	0	0.21318602	
The Netherlands Office	Air Travel International, to/from non-UK Economy class With RF	740.89765766 passenger.km	2024-01-01	2024-12-31	Defra	2025	Tier 1	AR5	0	0	0	0.08087639	
The Netherlands Office	Air Travel International, to/from non-UK Economy class With RF	19,120.84298844 passenger.km	2024-01-01	2024-12-31	Defra	2025	Tier 1	AR5	0	0	0	2.08723122	

Facility	Emission Source	Activity Data	Start Date	End Date	EF Reference	EF Year	Tier Quality	AR	tCO <sub>2</sub>	tCH <sub>4</sub>	tN <sub>2</sub> O	tCO <sub>2</sub> e	Description
The Netherlands Office	Air Travel International, to/from non-UK Economy class With RF	2,246.48770794 passenger.km	2024-01-01	2024-12-31	Defra	2025	Tier 1	AR5	0	0	0	0.2452266	
The Netherlands Office	Air Travel International, to/from non-UK Economy class With RF	3,767.31461654 passenger.km	2024-01-01	2024-12-31	Defra	2025	Tier 1	AR5	0	0	0	0.41124006	

### 3.7 Employee Commuting

Facility	Emission Source	Activity Data	Start Date	End Date	EF Reference	EF Year	Tier Quality	AR	tCO <sub>2</sub>	tCH <sub>4</sub>	tN <sub>2</sub> O	tCO <sub>2</sub> e	Description
Hitit Headquarter	Vans Average (up to 3.5 tonnes) Unknown	91,173.6 km	2024-01-01	2024-12-31	Defra	2024	Tier 1	AR5	22.58461246	0.00091174	0.14770123	22.73322542	İTÜ Personel Servisleri
Hitit Headquarter	Homeworking (office equipment + heating)	681,252.4 per FTE Working Hour	2024-01-01	2024-12-31	Defra	2025	Tier 1	AR5	0	0	0	227.38842607	

### 3.11 Use of Sold Products

Facility	Emission Source	Activity Data	Start Date	End Date	EF Reference	EF Year	Tier Quality	AR	tCO <sub>2</sub>	tCH <sub>4</sub>	tN <sub>2</sub> O	tCO <sub>2</sub> e	Description
Hitit Headquarter	Electricity Generation	233,260 kWh	2024-01-01	2024-12-31	Türkiye Ulusal Envanter	2022	Tier 2	AR6	102.16788	0	0	103.10092	Hitit Server - Pegasus Kullanımı



## 8. PROPERTIES OF FUEL TABLE

---

Emission Source	Calorific Value	Density	Description
Gas/Diesel Oil Commercial/Institutional	43 TJ/Gg NCV • IPCC	830.57 kg/m <sup>3</sup> Defra 2024	



9. UNCERTAINTY CALCULATION TABLE

Cumulative Uncertainty: 3.855215%  
 Level of insurance: ■ Good (Reliable)

Source: EU ETS Monitoring and Reporting Regulation (MRR)  
 \* Manually measured

SCOPE 1

Sub-Category	Emission Source	Activity Data	Activity Data Uncertainty	EF	EF Uncertainty	tCO <sub>2</sub> e	Calculated Emission Uncertainty	Variable 1	Variable 2
1.1 Stationary Combustion	Gas/Diesel Oil Commercial/Institutional	0 L	7%*	0 tCO <sub>2</sub> e/L	7%*	0	9.89949494%	0	0
	Natural Gas (HİTİT BİLGİSAYAR HİZMETLERİ A.Ş.)	0.0193 TJ	7%*	55.4852 tCO <sub>2</sub> e/TJ	7%*	1.07086436	9.89949494%	10.60101631	112.3815468
1.2 Mobile Combustion	Petrol (average biofuel blend)	1,264.07 L	7%*	0.0020844 tCO <sub>2</sub> e/L	7%*	2.63482751	9.89949494%	26.08346157	680.34696747
1.4 Fugitive Emissions	HFC-236fa	12 kg	7%*	8.06 tCO <sub>2</sub> e/kg	7%*	96.72	9.89949494%	957.47915027	916,766.32320176
	Carbon dioxide	5 kg	7%*	0.001 tCO <sub>2</sub> e/kg	7%*	0.005	9.89949494%	0.04949747	0.00245

SCOPE 2

Sub-Category	Emission Source	Activity Data	Activity Data Uncertainty	EF	EF Uncertainty	tCO <sub>2</sub> e	Calculated Emission Uncertainty	Variable 1	Variable 2
2.1 Electricity	Electricity Generation	86,697.52231429 kWh	7%*	0.00044199 tCO <sub>2</sub> e/kWh	7%*	38.31968188	9.89949494%	379.34549679	143,903.00593485
	Electricity Generation Netherlands	1,397 kWh	7%*	0.000321 tCO <sub>2</sub> e/kWh	7%*	0.448437	9.89949494%	4.43929981	19.7073828
	Electricity Generation (HİTİT BİLGİSAYAR HİZMETLERİ A.Ş.)	31,736.75 kWh	7%*	0.000425 tCO <sub>2</sub> e/kWh	7%*	13.48811875	9.89949494%	133.52556327	17,829.07604657
2.2 Steam, Heat and Cooling	Diesel (Average Biofuel Blend) (HİTİT BİLGİSAYAR HİZMETLERİ A.Ş.)	100.44 L	7%*	0.0025128 tCO <sub>2</sub> e/L	7%*	0.25238563	9.89949494%	2.49849029	6.24245373
	Natural Gas (HİTİT BİLGİSAYAR HİZMETLERİ A.Ş.)	0.43751 TJ	7%*	55.4852 tCO <sub>2</sub> e/TJ	7%*	24.27532985	9.89949494%	240.31350495	57,750.58066135

Sub-Category	Emission Source	Activity Data	Activity Data Uncertainty	EF	EF Uncertainty	tCO <sub>2</sub> e	Calculated Emission Uncertainty	Variable 1	Variable 2
	Natural Gas (HİTİT BİLGİSAYAR HİZMETLERİ A.Ş.)	52.68 m3	7%*	0.0020454 tCO <sub>2</sub> e/m3	7%*	0.10775167	9.89949494%	1.06668713	1.13782143

### SCOPE 3

Sub-Category	Emission Source	Activity Data	Activity Data Uncertainty	EF	EF Uncertainty	tCO <sub>2</sub> e	Calculated Emission Uncertainty	Variable 1	Variable 2
3.1 Purchased Goods and Services	Electricity Generation Belgium	73,264.32 kWh	7%*	0.000145 tCO <sub>2</sub> e/kWh	7%*	10.6233264	9.89949494%	105.16556591	11,059.79625317
	Electricity Generation	303,497 kWh	7%*	0.000442 tCO <sub>2</sub> e/kWh	7%*	134.145674	9.89949494%	1,327.97442053	1,763,516.06158199
	Office Supplies (except Paper) Manufacturing	4,541.16 USD	7%*	0.000292 tCO <sub>2</sub> e/USD	7%*	1.32601872	9.89949494%	13.1269156	172.31591317
	Water Supply and Irrigation Systems	87.3 USD	7%*	0.000652 tCO <sub>2</sub> e/USD	7%*	0.0569196	9.89949494%	0.56347529	0.3175044
	All Other Converted Paper Product Manufacturing	2,249.24 USD	7%*	0.000463 tCO <sub>2</sub> e/USD	7%*	1.04139812	9.89949494%	10.30931542	106.28198443
	Water supply	1,682.233 m3	7%*	0.00015311 tCO <sub>2</sub> e/m3	7%*	0.25756669	9.89949494%	2.54978019	6.50137902
3.2 Capital Goods	Electrical items - small Primary material production	233.88 kg	7%*	0.00564795 tCO <sub>2</sub> e/kg	7%*	1.32094152	9.89949494%	13.07665393	170.998878
3.3 Fuel and Energy Related Activities	WTT- overseas electricity (generation) - Netherlands (HİTİT BİLGİSAYAR HİZMETLERİ A.Ş.)	1,397 kWh	7%*	0.0000787 tCO <sub>2</sub> e/kWh	7%*	0.1099439	9.89949494%	1.08838908	1.18459079
	WTT- overseas electricity (T&D) - Pakistan (HİTİT BİLGİSAYAR HİZMETLERİ A.Ş.)	20,145.57 kWh	7%*	0.0000159 tCO <sub>2</sub> e/kWh	7%*	0.32031456	9.89949494%	3.17095239	10.05493906
	WTT- UK & overseas electricity (generation) - Turkey (HİTİT BİLGİSAYAR HİZMETLERİ A.Ş.)	86,619.64999 kWh	7%*	0.0001027 tCO <sub>2</sub> e/kWh	7%*	8.89583805	9.89949494%	88.06430377	7,755.32159849

Sub-Category	Emission Source	Activity Data	Activity Data Uncertainty	EF	EF Uncertainty	tCO <sub>2</sub> e	Calculated Emission Uncertainty	Variable 1	Variable 2
	WTT- UK & overseas electricity (T&D) - Turkey (HİTİT BİLGİSAYAR HİZMETLERİ A.Ş.)	86,619.65 kWh	7%*	0.0000127 tCO <sub>2</sub> e/kWh	7%*	1.10006956	9.89949494%	10.89013299	118.59499654
	WTT- overseas electricity (generation) - Pakistan (HİTİT BİLGİSAYAR HİZMETLERİ A.Ş.)	20,145.57 kWh	7%*	0.0000808 tCO <sub>2</sub> e/kWh	7%*	1.62776206	9.89949494%	16.11402223	259.66171243
	WTT- overseas electricity (T&D) - Netherlands (HİTİT BİLGİSAYAR HİZMETLERİ A.Ş.)	1,397 kWh	7%*	0.0000039 tCO <sub>2</sub> e/kWh	7%*	0.0054483	9.89949494%	0.05393542	0.00290903
	Electricity (T&D)& Disturbution	86,619.65 kWh	7%*	0.000036 tCO <sub>2</sub> e/kWh	7%*	3.1183074	9.89949494%	30.86966832	952.93642219
	T&D- UK electricity (HİTİT BİLGİSAYAR HİZMETLERİ A.Ş.)	21,542.57 kWh	7%*	0.0000183 tCO <sub>2</sub> e/kWh	7%*	0.39422903	9.89949494%	3.9026683	15.23081986
	WTT - Liquid fuels Petrol (average biofuel blend)	1,264.07 L	7%*	0.00058094 tCO <sub>2</sub> e/L	7%*	0.73434883	9.89949494%	7.26968248	52.84828336
	WTT - Liquid fuels Diesel (average biofuel blend)	100.44 L	7%*	0.00061101 tCO <sub>2</sub> e/L	7%*	0.06136984	9.89949494%	0.60753046	0.36909326
	WTT - Gaseous fuels Natural gas	13,286.05 m3	7%*	0.0003366 tCO <sub>2</sub> e/m3	7%*	4.47208443	9.89949494%	44.27137717	1,959.95483653
3.4 Upstream Transportation and Distribution	Road Freight Vans Average (up to 3.5 tonnes) Unknown	2.55 tonne.km	7%*	0.00062264 tCO <sub>2</sub> e/tonne.km	7%*	0.00158773	9.89949494%	0.01571774	0.00024705
	Road Freight Vans Average (up to 3.5 tonnes) Unknown	350 km	7%*	0.00024934 tCO <sub>2</sub> e/km	7%*	0.087269	9.89949494%	0.86391902	0.74635607
3.5 Waste Generated in Operations	Refuse Commercial and industrial waste Landfill	3.07 kg	7%*	0.00052033 tCO <sub>2</sub> e/kg	7%*	0.00159743	9.89949494%	0.01581371	0.00025007
	Paper Paper and board: paper Closed-loop	1,456.76 kg	7%*	0.00000641 tCO <sub>2</sub> e/kg	7%*	0.00933872	9.89949494%	0.09244861	0.00854675

Sub-Category	Emission Source	Activity Data	Activity Data Uncertainty	EF	EF Uncertainty	tCO <sub>2</sub> e	Calculated Emission Uncertainty	Variable 1	Variable 2
	Refuse Commercial and industrial waste Combustion	326.66 kg	7%*	0.00000641 tCO <sub>2</sub> e/kg	7%*	0.00209409	9.89949494%	0.02073043	0.00042975
	Electrical items Batteries Open-loop	92.49 kg	7%*	0.00000641 tCO <sub>2</sub> e/kg	7%*	0.00059292	9.89949494%	0.00586958	0.00003445
	Plastic Plastics: average plastics Closed-loop	231.23 kg	7%*	0.00000641 tCO <sub>2</sub> e/kg	7%*	0.00148233	9.89949494%	0.01467427	0.00021533
	Other Nonhazardous Waste Treatment and Disposal	87.3 USD	7%*	0.000632 tCO <sub>2</sub> e/USD	7%*	0.0551736	9.89949494%	0.54619077	0.29832436
	Water treatment	1,514.0027 m3	7%*	0.00018574 tCO <sub>2</sub> e/m3	7%*	0.28121086	9.89949494%	2.7838455	7.74979577
3.6 Business Travel	Air Travel International, to/from non-UK Economy class With RF	1,747,111.98161225 passenger.km	7%*	0.00010916 tCO <sub>2</sub> e/passenger.km	7%*	190.71474391	9.89949494%	1,887.9796417	3,564,467.12747366
	Air Travel International, to/from non-UK Business class With RF	112,752.0145207 passenger.km	7%*	0.00031656 tCO <sub>2</sub> e/passenger.km	7%*	35.69277772	9.89949494%	353.34047228	124,849.48935105
3.7 Employee Commuting	Homeworking (office equipment + heating)	681,252.4 per FTE Working Hour	7%*	0.00033378 tCO <sub>2</sub> e/per FTE Working Hour	7%*	227.38842607	9.89949494%	2,251.03057254	5,067,138.63850976
	Vans Average (up to 3.5 tonnes) Unknown	91,173.6 km	7%*	0.00024934 tCO <sub>2</sub> e/km	7%*	22.73322542	9.89949494%	225.04744998	50,646.3547425
3.11 Use of Sold Products	Electricity Generation	233,260 kWh	7%*	0.000442 tCO <sub>2</sub> e/kWh	7%*	103.10092	9.89949494%	1,020.6470355	1,041,720.37107494



## 10. EMISSION FACTORS TABLE

SCOPE	Sub-Category	Emission Source	EF Reference	EF Year	Tier Quality	AR	Input Unit	EF CO <sub>2</sub> (kgCO <sub>2</sub> / Input Unit)	EF CH <sub>4</sub> (kgCH <sub>4</sub> / Input Unit)	EF N <sub>2</sub> O (kgN <sub>2</sub> O / Input Unit)	EF CO <sub>2</sub> e (kgCO <sub>2</sub> e / Input Unit)
SCOPE 1	1.1 Stationary Combustion	Gas/Diesel Oil Commercial/Institutional	IPCC	2006	Tier 1	AR6	L	2.64642926	0.00035714	0.00002143	2.66224355
		Natural Gas (HİTİT BİLGİSAYAR HİZMETLERİ A.Ş.)	Türkiye Ulusal Envanter	2021	Tier 2	AR6	TJ	0	0	0	55,485.2
	1.2 Mobile Combustion	Petrol (average biofuel blend)	Defra	2024	Tier 1	AR5	L	2.07047	0.00806	0.00587	2.0844
	1.4 Fugitive Emissions	HFC-236fa	Defra	2024	Tier 1	AR5	kg	0	0	0	8,060
Carbon dioxide		Defra	2024	Tier 1	AR5	kg	0	0	0	1	
SCOPE 2	2.1 Electricity	Electricity Generation	Türkiye National Inventory	2023	Tier 2	AR6	kWh	0	0	0	0.434
		Electricity Generation	Türkiye Ulusal Envanter	2022	Tier 2	AR6	kWh	0.438	0	0	0.442
		Electricity Generation Netherlands	EEA	2022	Tier 2	AR4	kWh	0	0	0	0.321
		Electricity Generation (HİTİT BİLGİSAYAR HİZMETLERİ A.Ş.)	Climatiq	2021	Tier 2	AR6	kWh	0	0	0	0.425
	2.2 Steam, Heat and Cooling	Diesel (Average Biofuel Blend) (HİTİT BİLGİSAYAR HİZMETLERİ A.Ş.)	Defra	2024	Tier 1	AR5	L	0	0	0	2.5128
		Natural Gas (HİTİT BİLGİSAYAR HİZMETLERİ A.Ş.)	Defra	2024	Tier 1	AR6	m3	0.0031	2.0414	0.0009	2.0454
SCOPE 3	3.1 Purchased Goods and Services	Natural Gas (HİTİT BİLGİSAYAR HİZMETLERİ A.Ş.)	Türkiye Ulusal Envanter	2021	Tier 2	AR6	TJ	0	0	0	55,485.2
		Office Supplies (except Paper) Manufacturing	EPA	2021	Tier 1	AR5	USD	0	0	0	0.292
		Electricity Generation Belgium	EEA	2022	Tier 2	AR4	kWh	0	0	0	0.145

SCOPE	Sub-Category	Emission Source	EF Reference	EF Year	Tier Quality	AR	Input Unit	EF CO <sub>2</sub> (kgCO <sub>2</sub> / Input Unit)	EF CH <sub>4</sub> (kgCH <sub>4</sub> / Input Unit)	EF N <sub>2</sub> O (kgN <sub>2</sub> O / Input Unit)	EF CO <sub>2</sub> e (kgCO <sub>2</sub> e / Input Unit)
		Water Supply and Irrigation Systems	EPA	2021	Tier 1	AR5	USD	0	0	0	0.652
		Electricity Generation	Türkiye Ulusal Envanter	2022	Tier 2	AR6	kWh	0.438	0	0	0.442
		All Other Converted Paper Product Manufacturing	EPA	2021	Tier 1	AR5	USD	0	0	0	0.463
		Water supply	Defra	2024	Tier 1	AR5	m3	0	0	0	0.15311
	3.2 Capital Goods	Electrical items - small Primary material production	Defra	2024	Tier 1	AR5	kg	0	0	0	5.64794563
	3.3 Fuel and Energy Related Activities	WTT- overseas electricity (generation) - Netherlands (HİTİT BİLGİSAYAR HİZMETLERİ A.Ş.)	Defra	2021	Tier 1	AR6	kWh	0	0	0	0.0787
		WTT- overseas electricity (T&D) - Pakistan (HİTİT BİLGİSAYAR HİZMETLERİ A.Ş.)	Defra	2021	Tier 1	AR6	kWh	0	0	0	0.0159
		WTT- UK & overseas electricity (generation) - Turkey (HİTİT BİLGİSAYAR HİZMETLERİ A.Ş.)	Defra	2021	Tier 1	AR6	kWh	0	0	0	0.1027
		WTT- UK & overseas electricity (T&D) - Turkey (HİTİT BİLGİSAYAR HİZMETLERİ A.Ş.)	Defra	2021	Tier 1	AR6	kWh	0	0	0	0.0127
		WTT - Gaseous fuels Natural gas	Defra	2024	Tier 1	AR5	m3	0	0	0	0.3366
		WTT- overseas electricity (generation) - Pakistan (HİTİT BİLGİSAYAR HİZMETLERİ A.Ş.)	Defra	2021	Tier 1	AR6	kWh	0	0	0	0.0808
		WTT - Liquid fuels Petrol (average biofuel blend)	Defra	2024	Tier 1	AR5	L	0	0	0	0.58094
		WTT- overseas electricity (T&D) - Netherlands (HİTİT BİLGİSAYAR HİZMETLERİ A.Ş.)	Defra	2021	Tier 1	AR6	kWh	0	0	0	0.0039
		Electricity (T&D)& Disturbution	Türkiye Ulusal Envanter	2022	Tier 2	AR6	kWh	0	0	0	0.036

SCOPE	Sub-Category	Emission Source	EF Reference	EF Year	Tier Quality	AR	Input Unit	EF CO <sub>2</sub> (kgCO <sub>2</sub> / Input Unit)	EF CH <sub>4</sub> (kgCH <sub>4</sub> / Input Unit)	EF N <sub>2</sub> O (kgN <sub>2</sub> O / Input Unit)	EF CO <sub>2</sub> e (kgCO <sub>2</sub> e / Input Unit)
		WTT - Liquid fuels Diesel (average biofuel blend)	Defra	2024	Tier 1	AR5	L	0	0	0	0.61101
		T&D- UK electricity (HİTİT BİLGİSAYAR HİZMETLERİ A.Ş.)	Defra	2024	Tier 1	AR6	kWh	0	0	0	0.0183
	3.4 Upstream Transportation and Distribution	Road Freight Vans Average (up to 3.5 tonnes) Unknown	Defra	2024	Tier 1	AR5	tonne.km	0	0	0	0.62264
		Road Freight Vans Average (up to 3.5 tonnes) Unknown	Defra	2024	Tier 1	AR5	km	0	0	0	0.24934
	3.5 Waste Generated in Operations	Refuse Commercial and industrial waste Landfill	Defra	2024	Tier 1	AR5	kg	0	0	0	0.5203342
		Paper Paper and board: paper Closed-loop	Defra	2024	Tier 1	AR5	kg	0	0	0	0.00641061
		Refuse Commercial and industrial waste Combustion	Defra	2024	Tier 1	AR5	kg	0	0	0	0.00641061
		Other Nonhazardous Waste Treatment and Disposal	EPA	2021	Tier 1	AR5	USD	0	0	0	0.632
		Electrical items Batteries Open-loop	Defra	2024	Tier 1	AR5	kg	0	0	0	0.00641061
		Water treatment	Defra	2024	Tier 1	AR5	m3	0	0	0	0.18574
		Plastic Plastics: average plastics Closed-loop	Defra	2024	Tier 1	AR5	kg	0	0	0	0.00641061
	3.6 Business Travel	Air Travel International, to/from non-UK Economy class With RF	Defra	2025	Tier 1	AR5	passenger.km	0	0	0	0.10916
		Air Travel International, to/from non-UK Business class With RF	Defra	2025	Tier 1	AR5	passenger.km	0	0	0	0.31656
	3.7 Employee Commuting	Homeworking (office equipment + heating)	Defra	2025	Tier 1	AR5	per FTE Working Hour	0	0	0	0.33378
		Vans Average (up to 3.5 tonnes) Unknown	Defra	2024	Tier 1	AR5	km	0.24771	0.00001	0.00162	0.24934
	3.11 Use of Sold Products	Electricity Generation	Türkiye Ulusal Envanter	2022	Tier 2	AR6	kWh	0.438	0	0	0.442



## ANNEX-1: EMISSION CALCULATION AND UNCERTAINTY ASSESSMENT METHODOLOGY

### 11.1 EMISSION CALCULATION METHODOLOGY

Emission calculations on the Carbondeck platform are performed in line with GHG Protocol and IPCC methodologies.

#### Process sequence:

Emission factor transformation → Derivation of a CO<sub>2</sub>e-based emission factor → Unit conversions → Multiplication by activity data → Final emission value

#### Emission Factor Transformations

In Carbondeck, emission factors for each greenhouse gas (CO<sub>2</sub>, CH<sub>4</sub>, N<sub>2</sub>O) are defined separately.

During calculation, the selected Global Warming Potential (GWP) values are applied to convert these gases to CO<sub>2</sub> equivalents.

Thus, for each dataset, the three gases are aggregated into a single CO<sub>2</sub>e-based emission factor.

$$EF_{CO_2e} = (EF_{CO_2} \times GWP_{CO_2}) + (EF_{CH_4} \times GWP_{CH_4}) + (EF_{N_2O} \times GWP_{N_2O})$$

This operation is automated according to the selected IPCC assessment report (AR4, AR5, or AR6).

If emission factors are already provided directly as CO<sub>2</sub>e (i.e., without gas breakdown), no GWP conversion is applied.

#### Emission Calculation with Activity Data

For each gas, emissions are computed by multiplying the gas-specific emission factor by its own GWP and the activity data (AD).

Total CO<sub>2</sub>e is the sum of the three components:

$$E_{Total\ tCO_2e} = AD \times (EF_{CO_2} \times GWP_{CO_2}) + AD \times (EF_{CH_4} \times GWP_{CH_4}) + AD \times (EF_{N_2O} \times GWP_{N_2O})$$

If separate emission factors by gas are not available, the system calculates using a single CO<sub>2</sub>e-based emission factor:

$$E_{Total}(tCO_2e) = AD \times EF_{CO_2e}$$

In this case, since there is no gas breakdown, no GWP conversion is applied.

### GWP Values Used (IPCC Reference)

Assessment Report	GWP (CO <sub>2</sub> )	GWP (CH <sub>4</sub> )	GWP (N <sub>2</sub> O)
AR4 (2007)	1	25	298
AR5 (2013)	1	28	265
AR6 (2021)	1	27.9	273

### Unit Conversions for Emission Factors (Use of Calorific Value and Density)

In Carbondeck, **unit conversions are performed on emission factors (EF), not on activity data.**

For certain conversions (e.g., TJ → m<sup>3</sup>), Calorific Value (CV) and **Density** are used.

The aim is to obtain an emission factor in the unit chosen by the user (e.g. tCO<sub>2</sub>e/TJ, tCO<sub>2</sub>e/m<sup>3</sup>, tCO<sub>2</sub>e/kg).

Two main scenarios:

#### A. TJ/Gg-Based Conversion (Energy-Based)

Applied when the emission factor is given in **TJ** and CV is provided as **TJ/Gg**.

$$EF(kg_{CO_2e}/kg) = EF(kg_{CO_2e}/TJ) \times CV(TJ/Gg) \times 10^{-6}$$

$$EF(kg_{CO_2e}/m^3) = EF(kg_{CO_2e}/kg) \times Density(kg/m^3)$$

**EF(TJ):** Energy-based emission factor

**CV(TJ/Gg):** Calorific value

10<sup>-6</sup> coefficient provides the Gg → kg conversion.

#### B. kcal/m<sup>3</sup>-Based Conversion (Volume-Based)

Applied when the emission factor is given in TJ and CV is provided as kcal/m<sup>3</sup>.

First, kcal/m<sup>3</sup> value is converted to a TJ basis.

$$EF(kg_{CO_2e}/m^3) = EF(kg_{CO_2e}/TJ) \times CV(kcal/m^3) \times 4.184 \times 10^{-6}$$

$$EF(kg_{CO_2e}/kg) = EF(m^3)/Density(kg/m^3)$$

1 kcal = 4.184 × 10<sup>-6</sup> MJ = 4.184 × 10<sup>-9</sup> TJ.

This converts kcal/m<sup>3</sup> values to a TJ basis.

### Biogenic Emission Calculation Methodology

Greenhouse gas emissions from biogenic sources (e.g. biomass, biofuels, biogas, organic waste) are considered as **biogenic (CO<sub>2</sub>)** and **non-biogenic (CH<sub>4</sub>, N<sub>2</sub>O)** components.

Per GHG Protocol and IPCC, **biogenic CO<sub>2</sub>** is treated as part of the natural carbon cycle and is **excluded from total CO<sub>2</sub>e**. Biogenic CO<sub>2</sub> is reported as **Information Only**, while CH<sub>4</sub> and N<sub>2</sub>O are included in the total CO<sub>2</sub>e.

$$ECO_2(bio) = AD \times EF_{CO_2(bio)}$$

$$ECH_4(bio) = AD \times EF_{CH_4(bio)}$$

$$EN_2O(bio) = AD \times EF_{N_2O(bio)}$$

$$ECO_2e(bio) = (EF_{CH_4(bio)} \times GWP_{CH_4} \times AD) + (EF_{N_2O(bio)} \times GWP_{N_2O} \times AD)$$

## 11.2 UNCERTAINTY CALCULATION METHODOLOGY

Uncertainty calculations are based on the **GHG Protocol Corporate Standard** and **ISO 14064-1:2018**. This method is applied to determine uncertainty for emission sources calculated via **indirect measurement**.

Uncertainty is computed by combining relative uncertainties for **Activity Data (AD)** and **Emission Factor (EF)**.

All calculations follow the GHG Protocol **Uncertainty Calculation Tool** methodology.

### Single-Source Calculation

For each emission source, the combined uncertainty ( $U_{combined}$ ) is calculated, then auxiliary variables ( $Variable_1$  and  $Variable_2$ ) are derived.

$$E = AD \times EF$$

$$U_{combined} = \sqrt{(U_{AD}^2 + U_{EF}^2)}$$

$$Variable_1 = E \times U_{combined}$$

$$Variable_2 = (Variable_1)^2$$

### Cumulative Uncertainty Calculation

The system-wide cumulative uncertainty is calculated as:

$$U_{total} = \frac{\sqrt{\sum Variable_2}}{\sum E}$$

The result represents the relative uncertainty of the system and is reported as a percentage:

$$U_{total}(\%) = U_{total} \times 100$$

### Uncertainty Levels

Uncertainty level indicates data reliability according to the total uncertainty ratio.

In line with GHG Protocol and IPCC 1996/2006 Guidelines, a typical reference for industrial processes is **~10%**.

Cumulative Uncertainty	Level	Description
≤ 10%	Good (Reliable)	High data reliability; uncertainty is acceptable.
> 10% – ≤ 13%	Moderate (Fair)	Medium uncertainty; improvements recommended.
> 13%	Low (Poor)	High uncertainty; methodology strengthening required.

### 11.3 UNIT CONVERSIONS

This table lists the core unit conversion factors used on the Carbondeck platform. All calculations use **main units**; user-provided inputs are converted via the factors below.

For energy, **NCV (Net Calorific Value)** and **Density** re applied where relevant. (See: *Unit Conversions for Emission Factors (Use of Calorific Value and Density)*)

#### Unit Conversion Table

Category	Source Unit	Target Unit	Conversion Factor	Equation
Distance	m	km	0.001	1 m = 0.001 km
	nmi	km	1.852	1 nmi = 1.852 km
	mi	km	1.609344	1 mi = 1.609344 km
	in	km	0.0000254	1 in = 0.0000254 km
	ft	km	0.0003048	1 ft = 0.0003048 km
	yd	km	0.0009144	1 yd = 0.0009144 km
Energy	J	kWh	0.0000002778	1 J = $2.778 \times 10^{-7}$ kWh
	kJ	kWh	0.000278	1 kJ = 0.000278 kWh
	MJ	kWh	0.277777778	1 MJ = 0.277777778 kWh
	GJ	kWh	277.7777778	1 GJ = 277.7777778 kWh
	TJ	kWh	277,777.7778	1 TJ = 277,777.7778 kWh
	mmBtu	kWh	293.07107	1 mmBtu = 293.07107 kWh
	Btu	kWh	0.000293071	1 Btu = 0.000293071 kWh
	cal	kWh	0.00000116222	1 cal = $1.16222 \times 10^{-6}$ kWh
	kcal	kWh	0.00116222	1 kcal = 0.00116222 kWh
	thm	kWh	29.30710702	1 thm = 29.30710702 kWh
	MWh	kWh	1000	1 MWh = 1000 kWh
Freight	ton-mile	tonne-km	1.609344	1 ton-mile = 1.609344 tonne-km
Travel	passenger-mile	passenger-km	1.609344	1 passenger-mile = 1.609344 passenger-km
Vehicle	vehicle-mile	vehicle*km	1.609344	1 vehicle-mile = 1.609344 vehicle-km
Volume	m <sup>3</sup>	L	1,000	1 m <sup>3</sup> = 1,000 L
	million L	L	1,000,000	1 million L = 1,000,000 L

Category	Source Unit	Target Unit	Conversion Factor	Equation
	gallon	L	3.78541178	1 gallon = 3.78541178 L
	scf	L	28.31684659	1 scf = 28.31684659 L
	bbl	L	158.987	1 bbl = 158.987 L
Weight	lb	kg	0.45359237	1 lb = 0.45359237 kg
	t	kg	1,000	1 t = 1,000 kg
	g	kg	0.001	1 g = 0.001 kg
	mg	kg	0.000001	1 mg = 0.000001 kg
	short ton	kg	907.18474	1 short ton = 907.18474 kg
	oz	kg	0.028349523	1 oz = 0.028349523 kg
	st (stone)	kg	6.35029318	1 st = 6.35029318 kg

## References

1. **GHG Protocol. (n.d.)**. Corporate Standard. Greenhouse Gas Protocol.
2. **GHG Protocol. (n.d.)**. Scope 2 Guidance. Greenhouse Gas Protocol.
3. **GHG Protocol. (n.d.)**. Scope 3 Calculation Guidance. Greenhouse Gas Protocol.
4. **British Standards Institution (BS), European Committee for Standardization (EN), International Organization for Standardization (ISO) (14064-1:2018)**. Greenhouse gases - Part 1: Specification with guidance at the organization level for quantification and reporting of greenhouse gas emissions and removals.
5. **IPCC. (2006)**. IPCC Guidelines for National Greenhouse Gas Inventories Volume 2 Chapter 3.
6. **IPCC. (2006)**. IPCC Guidelines for National Greenhouse Gas Inventories Volume 2 Chapter 1.
7. **IPCC. (2006)**. IPCC Guidelines for National Greenhouse Gas Inventories Volume 2 Chapter 2.
8. **IPCC. (2006)**. IPCC Guidelines for National Greenhouse Gas Inventories Volume 3 Chapter 7.
9. **IPCC/TEAP. (n.d.)**. Special Report: Safeguarding the Ozone Layer and the Global Climate System, Volume 9, Fire Protection.
10. **IPCC. (n.d.)**. Good Practice Guidance and Uncertainty Management in National Greenhouse Gas Inventories.
11. **IPCC. (2021)**. Climate Change 2021: The Physical Science Basis. Contribution of Working Group I to the Sixth Assessment Report of the Intergovernmental Panel on Climate Change.
12. **UK Government. (n.d.)**. Government conversion factors for company reporting.
13. **EPA. (n.d.)**. GHG Emission Factors Hub. United States Environmental Protection Agency.
14. **European Environment Agency. (n.d.)**. Emission Factor Database (EFDB).
15. **EXIOBASE. (n.d.)**. EXIOBASE: A detailed multi-regional environmentally extended supply and use table.
16. **Türkiye Cumhuriyeti Enerji ve Tabii Kaynaklar Bakanlığı. (n.d.)**. Elektrik Üretim Tüketim Emisyon Faktörleri.